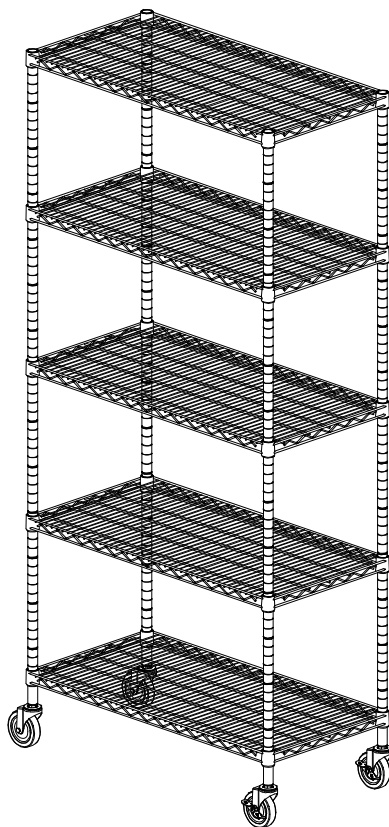




OWNER'S MANUAL



TRINITY 5-TIER NSF 36" x 18" x 72" WIRE SHELVING RACK w/ WHEELS

MODEL # TBFPBA-0971 / TBFZ-0971 / TBTPBA-0971 / TBTZ-0971

Important / Important / Importante

FOR 3D ASSEMBLY INSTRUCTIONS
POUR DES DIRECTIVES D'ASSEMBLAGE 3D
PARA INSTRUCCIONES DE ENSAMBLAJE EN 3D



BILT.[®]

Intelligent Instructions
Directives intelligentes
Instrucciones Inteligentes



DOWNLOAD THE FREE APP | TÉLÉCHARGER L'APPLICATION GRATUITE | DESCARGUE LA APLICACIÓN GRATUITA

PARTS LIST

Your TRINITY 5-Tier NSF 36"x18"x72" Wire Shelving Rack w/Wheels should include the following parts. Please inspect box contents to ensure you have received all components.

If you are missing any parts, need assistance with assembly or have questions, please contact TRINITY Customer Service: 800.985.5506 or customerservice@trinityii.com. Parts can also be requested online via our "Contact Us" section at www.trinityii.com.

A




BOTTOM POLE (4)

B



TOP POLE (4)
End Cap (4) and
Pole Connector (4)
pre-installed

C



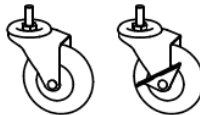
SHELF (5)

D



SLIP SLEEVE
(40) + (2) Extra

E




CASTER
(2) Locking + (2) Non-Locking
For Mobile Option

F



FEET LEVELER (4)
For Stationary Option

G



WRENCH (1)



Note: The black circular plastic spacers in between Shelves are used only for packaging purposes. They are NOT needed. Please discard.

ASSEMBLY INSTRUCTIONS

STEP 1

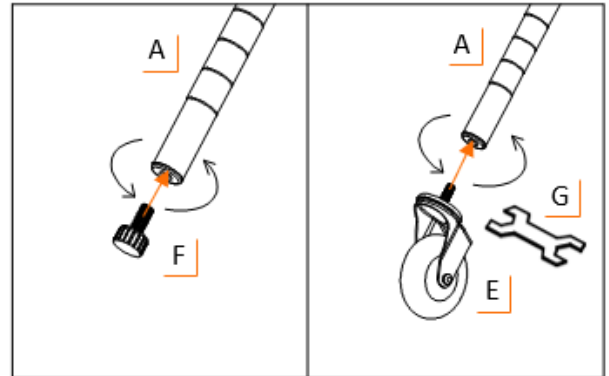
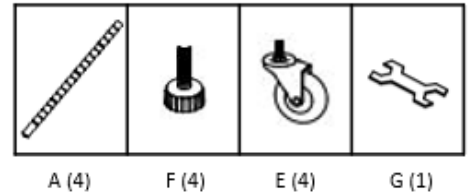
Stationary Option

Screw each FEET LEVELER (F) into bottom of each BOTTOM POLE (A). Turn clockwise to screw in place.

Mobile Option

Screw each CASTER (E) into bottom of each BOTTOM POLE (A). Turn clockwise to screw in place. Make sure locking casters are on the same side.

Warning: Use provided WRENCH (G) to tighten CASTER (E) completely. Failure to do as instructed could result in caster stem breaking.



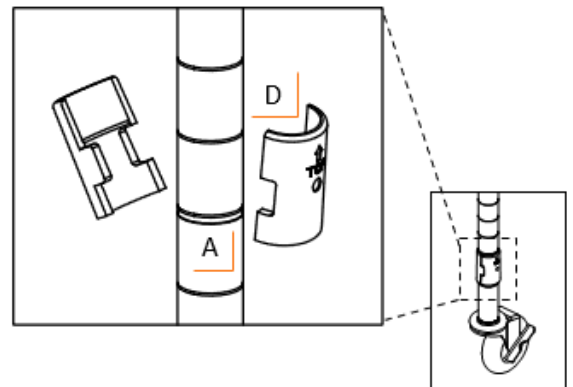
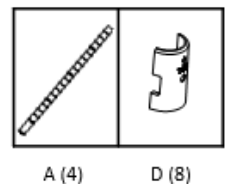
STEP 2

For easiest assembly, do not attach TOP POLE (B) and BOTTOM POLE (A) until instructed. Once connected, these will be posts for the rack.

Note that each POLE (A+B) has slight horizontal line indentations at 1" intervals. Each SLIP SLEEVE (D) has raised horizontal lines inside designed to lock them in place on POLE (A+B).

On BOTTOM POLE (A), place 1 pair of SLIP SLEEVES (D) at desired height **no higher than 3rd** indentation from bottom. Please make sure arrow faces up and word "TOP" is right side up.

Slide pair of SLIP SLEEVES (D) until you hear a click to confirm the pair is locked onto BOTTOM POLE (A). Do this for each pair of SLIP SLEEVES (D) and make sure height is identical for each BOTTOM POLE (A). DO NOT place more than one pair on each POLE (A) at a time.



Note: There will be a very small gap in-between two locked SLIP SLEEVES (D)—this is normal.

ASSEMBLY INSTRUCTIONS

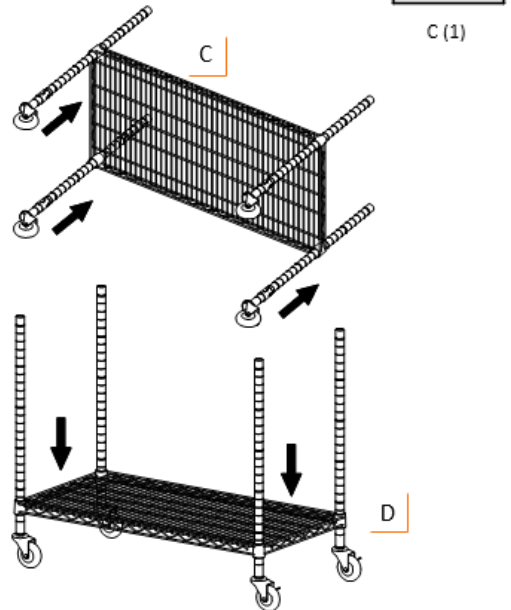
STEP 3

Place SHELF (C) on its side and slide each BOTTOM POLES (A) through each corner cylinder on SHELF (C). Make sure SHELF (C) corner cylinders are positioned over SLIP SLEEVES (D).

Stand the unit upright.

Note:

- *Level side of SHELF (C) is TOP side (TRINITY logo on corner cylinders should be right-side up.)*
- *Use a rubber mallet, if needed, to secure SHELF (C).*
- *For convenience, place BOTTOM POLES (A) with Locking Casters on long side of SHELF (C), if rack will be pushed against a wall, OR, if rack is frequently rolled around like a cart, place BOTTOM POLES (A) with Locking Casters on the side being pushed or pulled.*



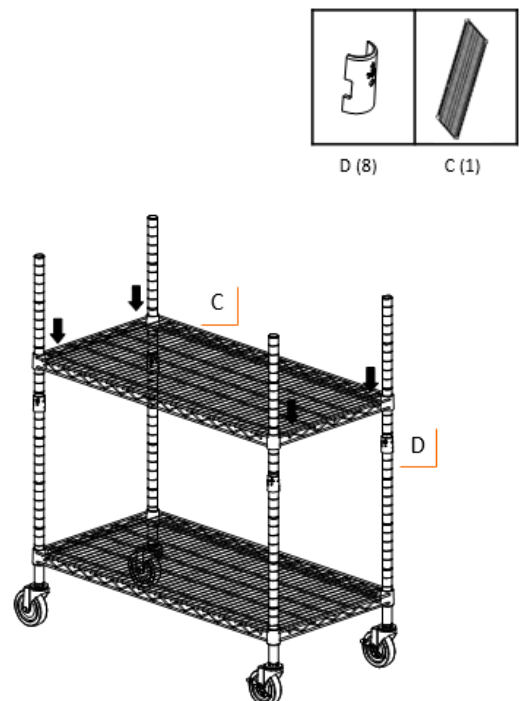
STEP 4

On BOTTOM POLE (A), place 1 pair of SLIP SLEEVES (D) at desired height between SHELVES (C). Please make sure arrow faces up and word "TOP" is right side up. Do this for each BOTTOM POLE (A), and make sure height is identical for each BOTTOM POLE (A).

Lower SHELF (C) over each BOTTOM POLE (A) so corner cylinders of SHELF (C) are positioned over SLIP SLEEVES (D).

Note:

- *Use a rubber mallet, if needed, to secure SHELVES (C).*
- *Shelves are adjustable in 1" increments and can be placed as needed to best fit storage needs.*

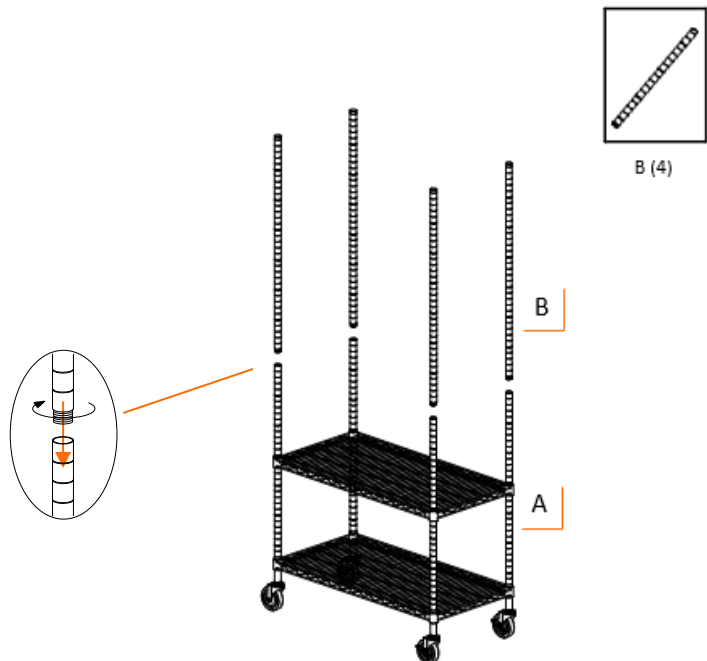


ASSEMBLY INSTRUCTIONS

STEP 5

Screw TOP POLE (B) into BOTTOM POLE (A).

Repeat for each remaining TOP POLE (B).

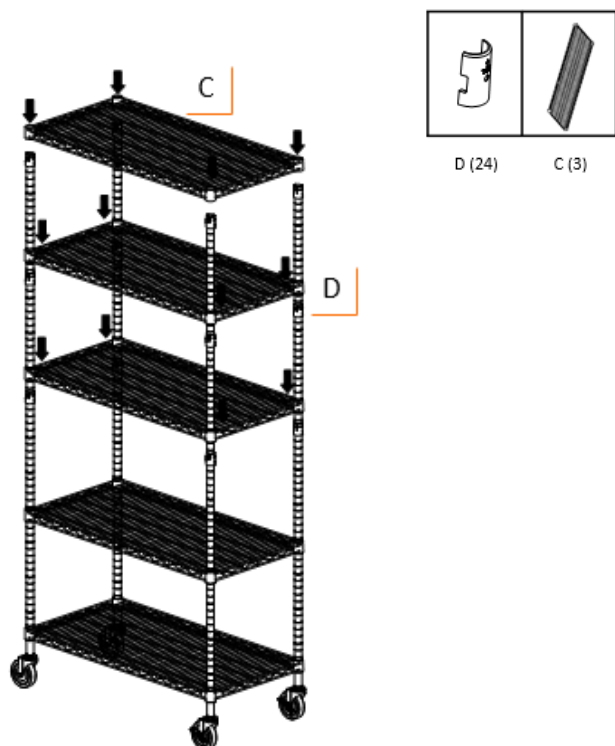


STEP 6

Repeat Step 4 to install other SHELVES (C) as desired.

Note:

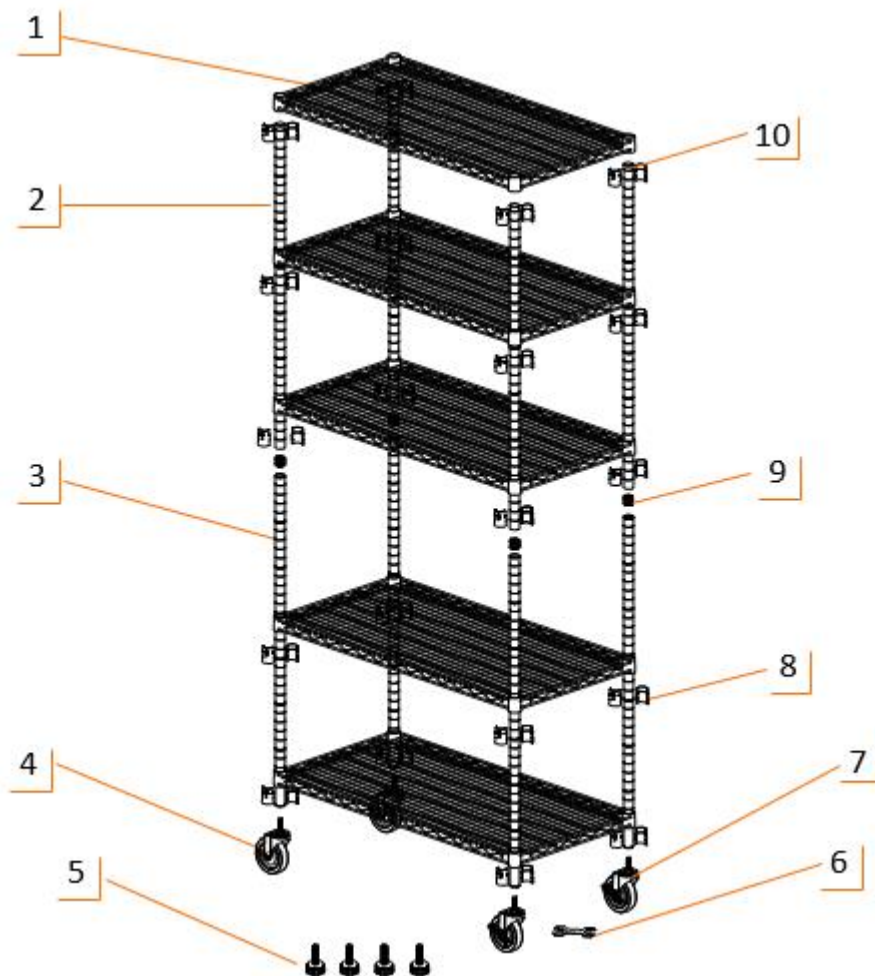
- *Shelves are adjustable in 1" increments and can be placed as needed to best fit storage needs.*
- *Use a rubber mallet, if needed, to secure SHELVES (C).*
- *For stationary option, after assembly, adjust FEET LEVELERS (F) as needed to ensure shelving rack is level.*



SERVICE PARTS LIST – TBFPBA-0971 / TBTPBA-0971 (Black Anthracite)

TRINITY Customer Service provides the following replacement parts:

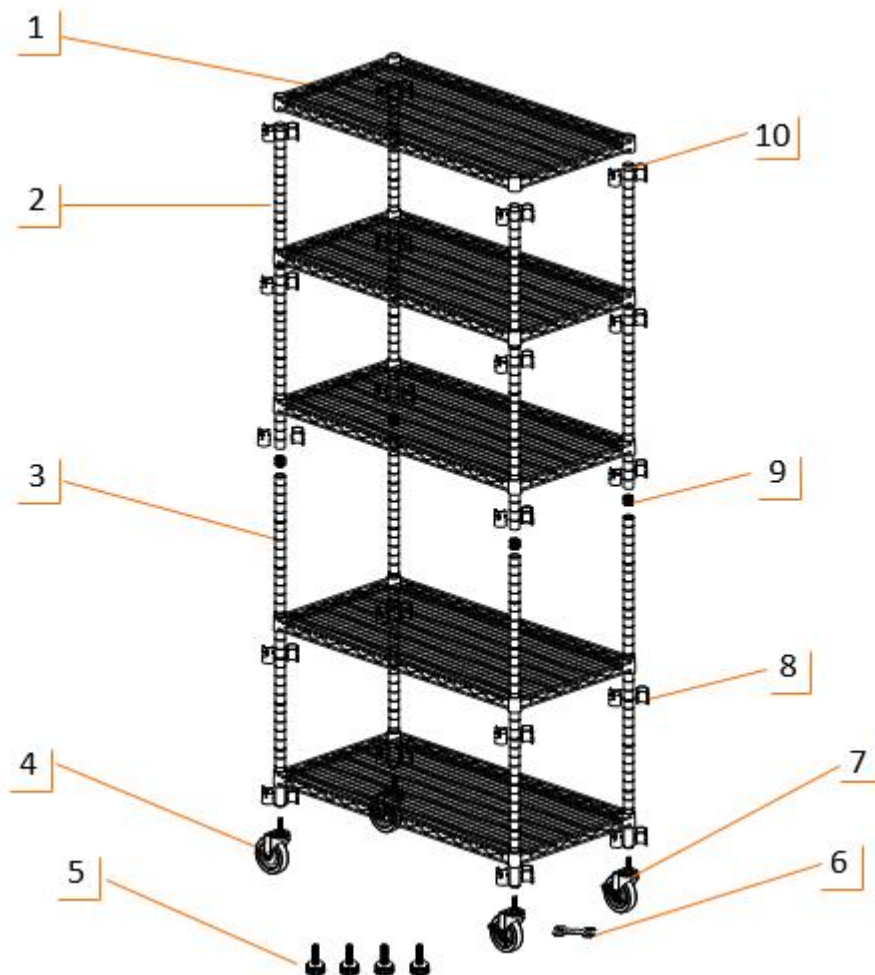
#	Part Number	Description	#	Part Number	Description
1)	PBA-03-032-3618	Shelf	6)	XXX-97-002-0001	Wrench
2)	PBA-04-006-3600	Top Pole	7)	ZSV-99-008-4010	Locking Caster
3)	PBA-04-008-3600	Bottom Pole	8)	XBK-01-012-2543	Slip Sleeve
4)	ZSV-99-007-4010	Non-locking Caster	9)	ZSV-01-013-2523	Pole Connector
5)	XBK-98-003-2538	Feet Leveler	10)	XBK-23-004-2517	End Cap



SERVICE PARTS LIST – TBFZ-0971 / TBTZ-0971 (Chrome)

TRINITY Customer Service provides the following replacement parts:

#	Part Number	Description	#	Part Number	Description
1)	ZSV-03-032-3618	Shelf	6)	XXX-97-002-0001	Wrench
2)	ZSV-04-006-3600	Top Pole	7)	ZSV-99-008-4010	Locking Caster
3)	ZSV-04-008-3600	Bottom Pole	8)	XBK-01-011-2543	Slip Sleeve
4)	ZSV-99-007-4010	Non-locking Caster	9)	ZSV-01-013-2523	Pole Connector
5)	XBK-98-003-2538	Feet Leveler	10)	XBK-23-004-2517	End Cap



WARNINGS

- 1. **Read and understand all instructions.** Failure to follow all instructions may result in injury and / or damage.
- 2. **Tighten all casters completely by using the wrench.** Failure to do as instructed could result in the caster stem breaking, thereby causing the product to collapse.
- 3. **The warnings, cautions, and instructions discussed in this manual cannot cover all possible conditions or situations that may occur.** The user must always be aware of the environment and ensure to use the product in a safe and responsible manner.
- 4. **Do NOT modify the product in any way.** Unauthorized modification may impair the function and / or safety of the product and may affect the life of the product. Any modifications will void product warranty.
- 5. **Check for damaged parts.** Before using this product, carefully check that all parts are in good condition, and that the product will operate properly and perform its intended function. Check for damaged parts and any other conditions that may affect the operation of this product. Replace damaged or worn parts, and never use this product with a damaged part.
- 6. **Do NOT roll the product on an uneven surface. Only move the product on a smooth surface.** Rolling over rough or uneven surfaces may cause casters to break or items on the product to fall, resulting in injury and / or damage. Wood and laminate flooring can be scratched or dented. Ensure your flooring can bear the weight of loaded product before rolling loaded product across your flooring.
- 7. **Do NOT overload the product.** Below capacity is based on evenly distributed weight.

Weight capacity per Shelf on Feet Levelers	500 lb
Weight capacity per Shelf on Casters	160 lb
Total weight capacity of Shelving Rack	800 lb (on Casters) 2500 lb (on Feet Levelers)

- 8. **Load the product evenly and place the heaviest items on the lower shelves.**
- 9. **Always lock the locking casters when not moving the product.**
- 10. **Do NOT allow children to climb or play around the product.** Tipping may occur causing injury.

CARE AND MAINTENANCE

- Avoid harsh, abrasive cleaners, and other corrosive chemicals.
- The product is designed for indoor use.

PRODUCT REGISTRATION

Thank you for purchasing a TRINITY 5-Tier NSF 36"x18"x72" Wire Shelving Rack w/ Wheels. In order to register your product and receive streamlined customer service, please fill out the following Product Registration Form and (1) fax the form to 310.347.4134 (2) complete the Product Registration Form online at www.trinityii.com or (3) scan and email the form to customerservice@trinityii.com. Include a copy of your original receipt with your submission.

First Name: _____ Last Name: _____

Address: _____

City: _____ State: _____ Zip Code: _____

Email Address: _____ Phone: _____

Product Model #: _____ Purchase Date: ____ / ____ / ____

Location of Purchase: _____

Please rate the importance of each feature (1=least important; 10=most important)

Quality ____ Price ____ Size/Capacity ____ Appearance ____ Other ____

How did you hear about our product?

- ☐ Magazine Ad ☐ Catalog ☐ Salesperson ☐ Word of Mouth
☐ Internet ☐ Store Display ☐ Other

Marital Status: ☐ Single ☐ Married

Household Income: ☐ Below \$50,000 ☐ \$50,000-\$150,000 ☐ \$150,000+

Education: ☐ High School ☐ College ☐ Graduate School

Primary Residence: ☐ Own ☐ Rent

Comments/Suggestions:

1 YEAR LIMITED WARRANTY

TRINITY 5-Tier NSF 36"x18"x72" Wire Shelving Rack w/ Wheels Model # TBFPA-0971 / TBFZ-0971 / TBTPBA-0971 / TBTZ-0971

Trinity International Industries ("Trinity") warrants to the original consumer purchaser ("Purchaser") of the TRINITY 5-Tier NSF 36"x18"x72" Wire Shelving Rack w/ Wheels ("Product") that each Product shall be free from defects in workmanship and materials for a period of 1 year from the date of original purchase. Trinity's obligation under this warranty shall be limited to repair or replacement of, or adequate compensation for the Product which shall not be greater than the amount of the purchase price of the Product, at the option of Trinity, during the warranty period. All replaced parts and Products become the property of Trinity and must be returned to Trinity.

This warranty excludes normal wear and tear of the Product and its parts or components, and damage arising from any of the following: negligent use or misuse of the Product, use contrary to this User's Manual, or alteration by any one other than Trinity. The warranty period of 1 year shall not be extended or renewed by the repair or replacement of, or compensation for, the Product. Any warranty implied by applicable law is limited in duration to one year from the date of purchase and is subject to the same conditions and limitations as is provided for our express warranty.

Except as set forth herein, and to the extent of applicable there are no warranties on this Product either express or implied, and Trinity disclaims all warranties including, but not limited to, any implied warranties of merchantability, infringement or fitness for a particular purpose. No warranty or guarantee given by any person, firm, or corporation with respect to this product shall be binding on Trinity.

If your Product is defective or otherwise requires service or parts, please call TRINITY Customer Service toll-free at (800) 985-5506, between 5:00 a.m. and 5:00 p.m., PST. Please tell us which model you purchased, the date of the purchase, and the problem with your Product. A copy of your original purchase receipt must accompany your service request.

LIMITATION OF REMEDIES AND LIABILITY

Trinity (and its employees, officers, members, managers, affiliates and assigns) shall not be liable for any incidental, consequential, special, indirect, remote, special or punitive damages for breach of any warranty, express or implied, including, but not limited to, lost profits, lost savings, loss of anticipated benefits and attorneys' fees, which arise out of the purchase, use or inability to use the Product, whether arising out of contract, negligence, strict tort, product liability, or any other legal theory on which a claim is based. As noted above, to the extent damages are allowed by our express warranty or by applicable law, those damages may not exceed the purchase price paid for the Product. Without limiting the foregoing Purchaser assumes all risk and liability for loss, damage or injury to Purchaser and Purchaser's property and to others and their property arising out of the use, misuse, or inability to use this Product. This limited warranty shall not extend to anyone other than the original purchaser of this product, is nontransferable and states your exclusive remedy.

Some states do not allow the exclusion or limitation of incidental, consequential, special, or punitive damages, so the above limitation or exclusion may not apply to you. The above warranty gives you specific legal rights, and you may have other rights which vary from state to state.



CONTACT US

**QUESTIONS? NEED PARTS?
WE ARE HERE TO HELP!**

Please feel free to contact us. There are no questions too small, or any problems too big. We're committed to providing our customers with the highest level of service.

TRINITY Customer Service

TEL: 800.985.5506

FAX: 310.347.4134

EMAIL: customerservice@trinityii.com

**Monday through Friday
5:00 AM – 5:00 PM (PST)**

www.trinityii.com