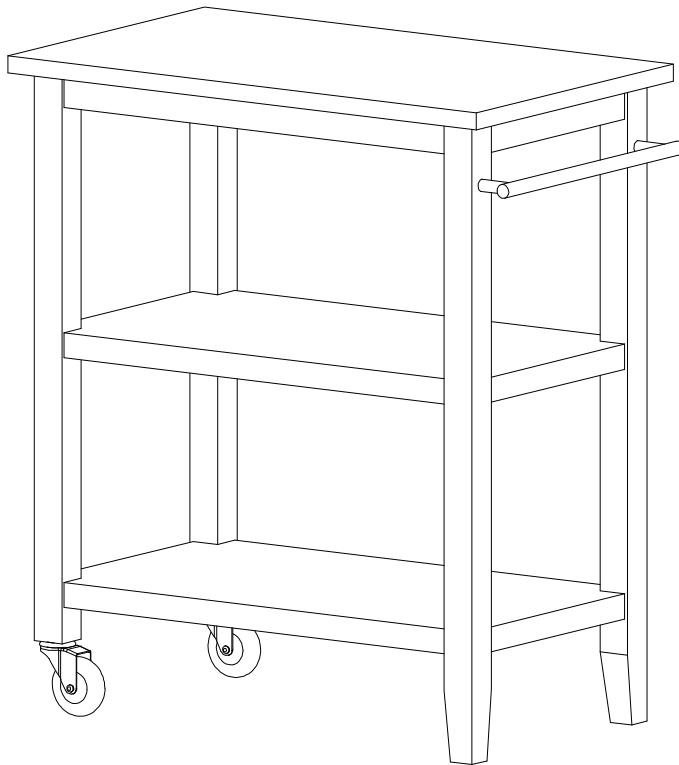




OWNER'S MANUAL



TRINITY 30" x 18" x 35" STAINLESS STEEL TOP KITCHEN CART Model # TBFLWH-1424

Important / Important / Importante

FOR 3D ASSEMBLY INSTRUCTIONS
POUR DES DIRECTIVES D'ASSEMBLAGE 3D
PARA INSTRUCCIONES DE ENSAMBLAJE EN 3D



BILT.[®]

Intelligent Instructions
Directives intelligentes
Instrucciones Inteligentes



DOWNLOAD THE FREE APP | TÉLÉCHARGER L'APPLICATION GRATUITE | DESCARGUE LA APLICACIÓN GRATUITA

PARTS LIST

Your TRINITY Stainless Steel Top Kitchen Cart should include the following parts. Please inspect box contents to ensure you have received all components.

If you are missing any parts, need assistance with assembly or have questions, please contact TRINITY Customer Service: 800.985.5506 or customerservice@trinityii.com. Parts can also be requested online via our "Contact Us" section at www.trinityii.com.

A



STAINLESS STEEL TOP (1)

B



SHELF (2)

C



LEFT HANDLE LEG (1)

D



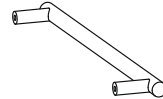
RIGHT HANDLE LEG (1)

E



CASTER LEG (2)

F



HANDLE (1)

G



CASTER (2)

H



LEG SCREW (12)
Black

I



HANDLE SCREW (2)
Silver

J



SCREWDRIVER (1)

K



WRENCH (1)

ASSEMBLY INSTRUCTIONS

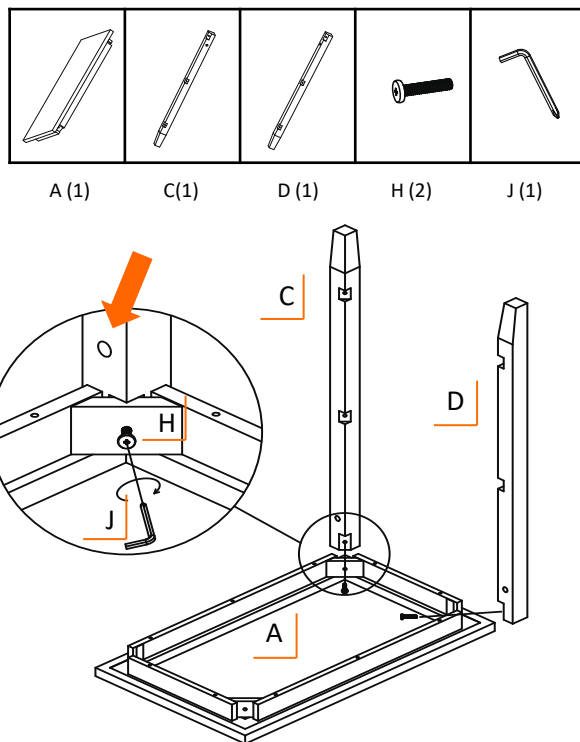
STEP 1

Lay STAINLESS STEEL TOP (A) on a clean surface to prevent scratching the top surface. Take LEFT HANDLE LEG (C) and orient it in proper position by aligning hole for mounting handle along long edge of STAINLESS STEEL TOP (A).

Place LEG SCREW (H) through hole in STAINLESS STEEL TOP (A) and tighten it with SCREWDRIVER (J) to top nut in LEFT HANDLE LEG (C).

Repeat for RIGHT HANDLE LEG (D).

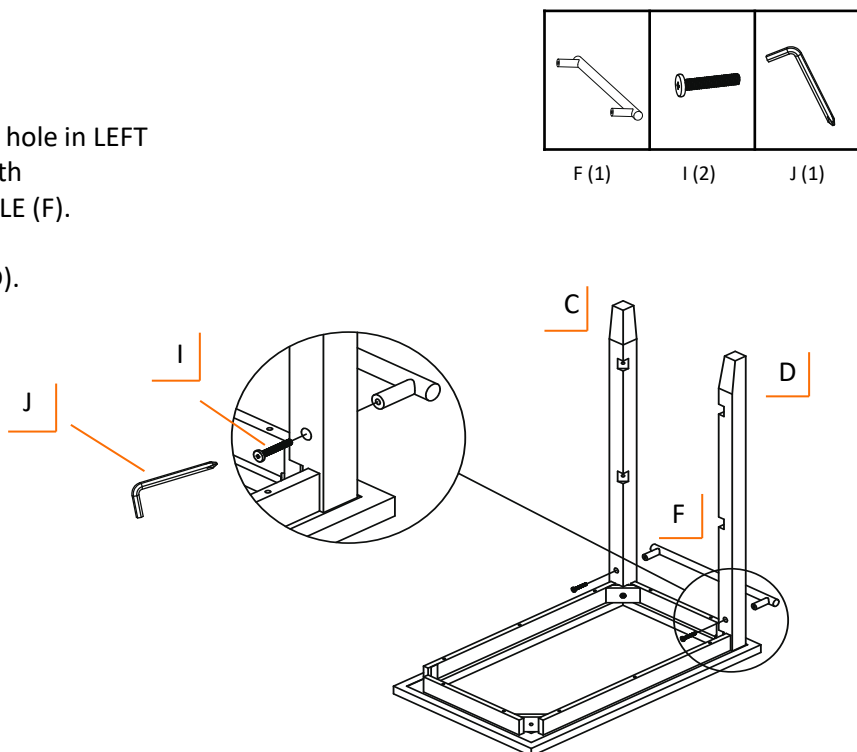
Note: LEFT & RIGHT HANDLE LEG (C & D) have FOOT PAD on bottom.



STEP 2

Place HANDLE SCREW (I) through hole in LEFT HANDLE LEG (C) and tighten it with SCREWDRIVER (J) to nut in HANDLE (F).

Repeat for RIGHT HANDLE LEG (D).

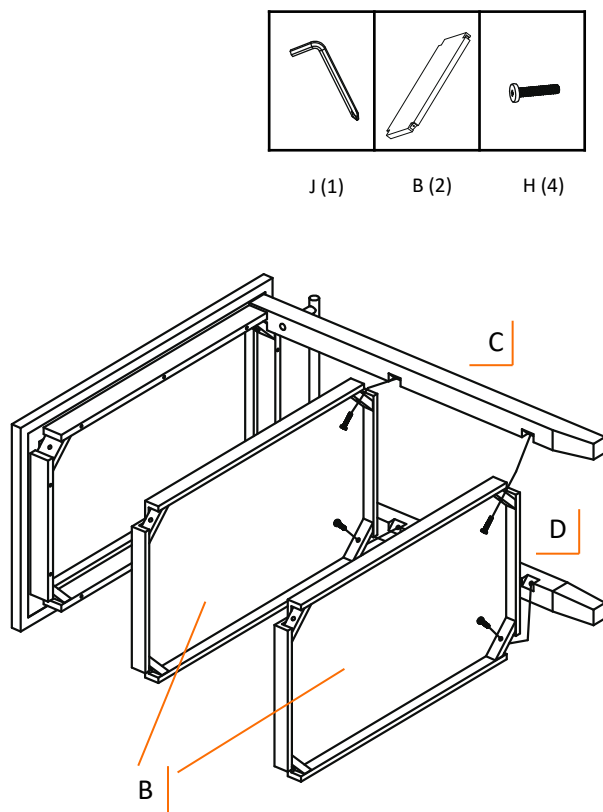
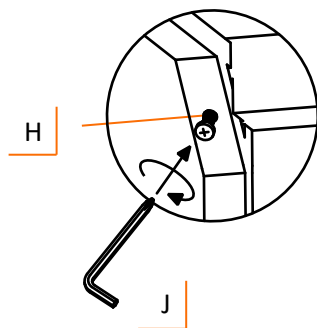


ASSEMBLY INSTRUCTIONS

STEP 3

Lay kitchen cart on its side so it is leaning on side of STAINLESS STEEL TOP (A) and RIGHT HANDLE LEG (D). Orient SHELF (B) so flat surface faces STAINLESS STEEL TOP (A). Place LEG SCREW (H) through hole in SHELF (B) and tighten it with SCREWDRIVER (J) to nut in RIGHT HANDLE LEG (D).

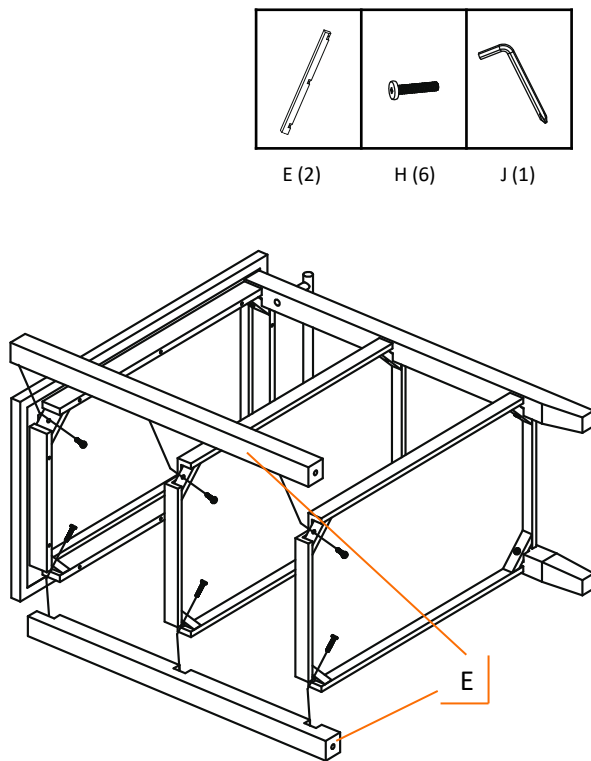
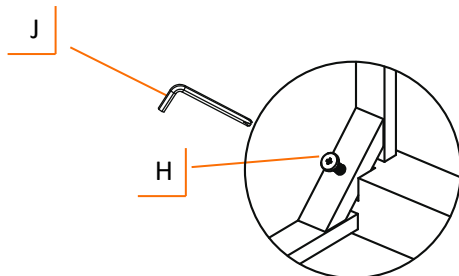
Repeat for LEFT HANDLE LEG (C) and for 2nd shelf.



STEP 4

Place LEG SCREW (H) through hole in STAINLESS STEEL TOP (A) or SHELF (B) and tighten it with SCREWDRIVER (J) to nut in CASTER LEG (E).

Repeat until all 6 LEG SCREWS (H) have been installed.

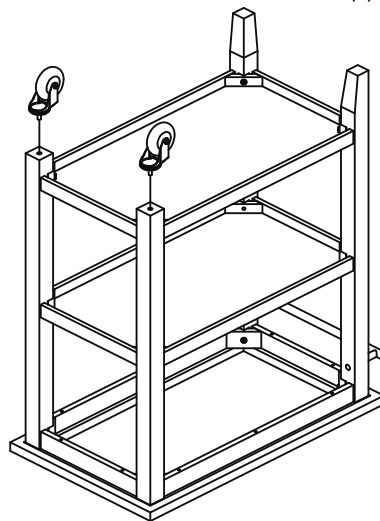
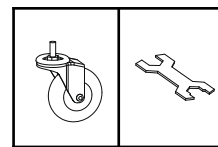
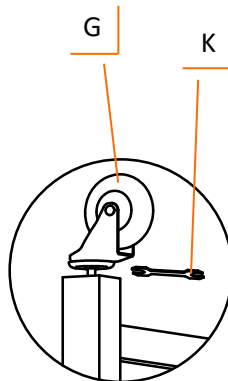


ASSEMBLY INSTRUCTIONS

STEP 5

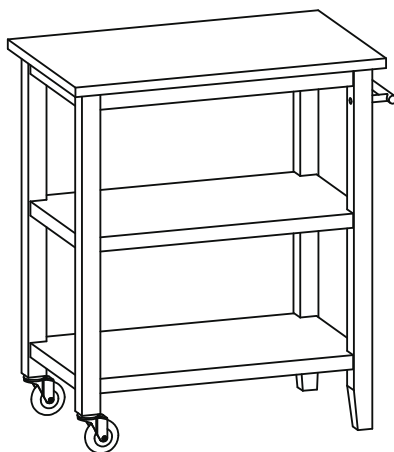
Flip cart over and lay STAINLESS STEEL TOP (A) on a clean surface again. Screw CASTER (G) into nut of CASTER LEG (E). Tighten CASTER (G) with WRENCH (K).

Use provided caster wrench to tighten completely. Failure to do as instructed could result in caster stem breaking.



STEP 6

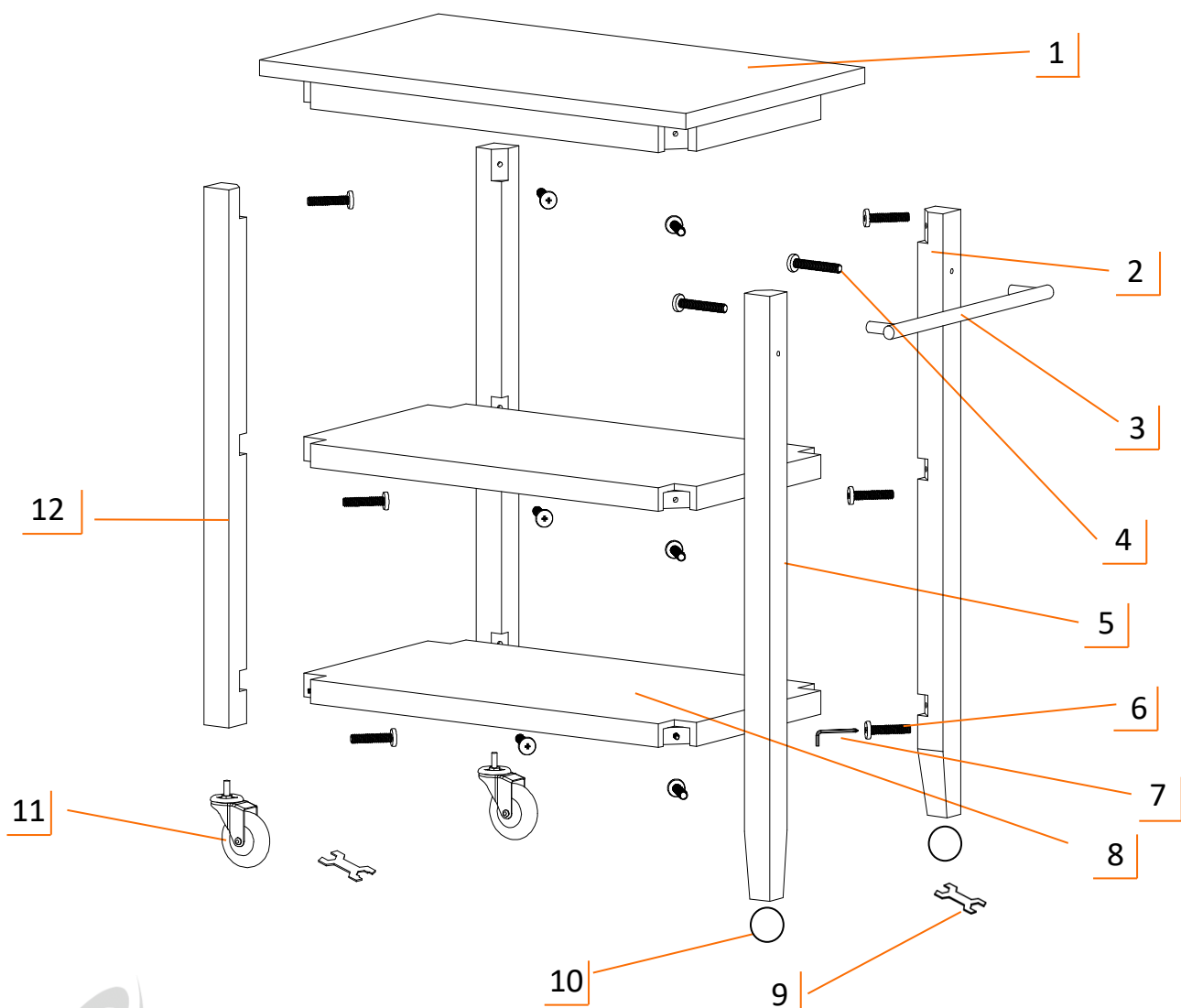
Carefully flip completed cart right side up.



SERVICE PARTS LIST – TBFLWH-1424 (White)

TRINITY Customer Service provides the following replacement parts:

#	Part Number	Description	#	Part Number	Description
1)	XBS-06-021-3018	Stain Steel Top Frame	7)	XXX-97-001-0002	Screwdriver
2)	LWH-04-003-3400	Right Handle Leg	8)	LWH-03-004-2816	Shelf
3)	XBS-05-004-1600	Handle	9)	XXX-97-002-0001	Wrench
4)	ZSV-01-004-0643	Handle Screw	10)	XBK-98-002-2525	Foot pad
5)	LWH-04-004-3400	Left Handle Leg	11)	ZSV-99-007-3010	Caster
6)	ZBK-01-004-0635	Leg Screw	12)	LWH-04-005-3025	Caster Leg



WARNINGS

1. **Read and understand all instructions.** Failure to follow all instructions may result in injury and / or damage.
2. **Tighten all casters completely by using the wrench.** Failure to do as instructed could result in the caster stem breaking, thereby causing the product to collapse.
3. **The warnings, cautions, and instructions discussed in this manual cannot cover all possible conditions or situations that may occur.** The user must always be aware of the environment and ensure to use the product in a safe and responsible manner.
4. **Do NOT modify the product in any way.** Unauthorized modification may impair the function and / or safety of the product, and may affect the life of the product. Any modifications will void product warranty.
5. **Check for damaged parts.** Before using this product, carefully check that all parts are in good condition, and that the product will operate properly and perform its intended function. Check for damaged parts and any other conditions that may affect the operation of this product. Replace damaged or worn parts, and never use this product with a damaged part.
6. **Do NOT overload the product.** Below capacity is based on evenly distributed weight.

Weight capacity per Shelf on Casters	50 lb
Total weight capacity of Kitchen Cart	150 lb

7. **Do NOT roll the product on an uneven surface. Only move the product on a smooth surface.** Rolling over rough or uneven surfaces may cause casters to break or items on the product to fall, resulting in injury and / or damage. Wood and laminate flooring can be scratched or dented. Ensure your flooring can bear the weight of loaded product before rolling loaded product across your flooring.
8. **Do NOT allow children to climb or play around the product.** Tipping may occur causing injury.
9. **Do NOT stand or lean on the product or use any part of this product as a step ladder.** Tipping may occur causing injury.
10. **Do NOT move a loaded cart.** Tilting of cart is needed to move it and items may fall causing damage or injury.

CARE AND MAINTENANCE

- Avoid harsh, abrasive cleaners, and other corrosive chemicals.
- Do NOT use scouring pad for cleaning.
- Use a quality stainless steel cleaner and follow instructions that come with the cleaner.
Wipe ALONG the grain (NOT against).
- This product is designed for indoor use.



PRODUCT REGISTRATION

Thank you for purchasing a TRINITY Stainless Steel Top Kitchen Cart. In order to register your product and receive streamlined customer service, please fill out the following Product Registration Form and (1) fax the form to 310.347.4134 (2) complete the Product Registration Form online at www.trinityii.com or (3) scan and email the form to customerservice@trinityii.com. Include a copy of your original receipt with your submission.

First Name: _____ Last Name: _____

Address: _____

City: _____ State: _____ Zip Code: _____

Email Address: _____ Phone: _____

Product Model #: _____ Purchase Date: ____ / ____ / ____

Location of Purchase: _____

Please rate the importance of each feature (1=least important; 10=most important)

Quality ____ Price ____ Size/Capacity ____ Appearance ____ Other ____

How did you hear about our product?

- ☐ Magazine Ad ☐ Catalog ☐ Salesperson ☐ Word of Mouth
☐ Internet ☐ Store Display ☐ Other

Marital Status:

- ☐ Single ☐ Married

Household Income:

- ☐ Below \$50,000 ☐ \$50,000-\$150,000 ☐ \$150,000+

Education:

- ☐ High School ☐ College ☐ Graduate School

Primary Residence:

- ☐ Own ☐ Rent

Comments/Suggestions:

1 YEAR LIMITED WARRANTY

TRINITY Stainless Steel Top Kitchen Cart Model # TBFLWH-1424

Trinity International Industries ("Trinity") warrants to the original consumer purchaser ("Purchaser") of the TRINITY Stainless Steel Top Kitchen Cart ("Product") that each Product shall be free from defects in workmanship and materials for a period of 1 year from the date of original purchase. Trinity's obligation under this warranty shall be limited to repair or replacement of, or adequate compensation for the Product which shall not be greater than the amount of the purchase price of the Product, at the option of Trinity, during the warranty period. All replaced parts and Products become the property of Trinity and must be returned to Trinity.

This warranty excludes normal wear and tear of the Product and its parts or components, and damage arising from any of the following: negligent use or misuse of the Product, use contrary to this User's Manual, or alteration by any one other than Trinity. The warranty period of 1 year shall not be extended or renewed by the repair or replacement of, or compensation for, the Product. Any warranty implied by applicable law is limited in duration to one year from the date of purchase and is subject to the same conditions and limitations as is provided for our express warranty.

Except as set forth herein, and to the extent of applicable there are no warranties on this Product either express or implied, and Trinity disclaims all warranties including, but not limited to, any implied warranties of merchantability, infringement or fitness for a particular purpose. No warranty or guarantee given by any person, firm, or corporation with respect to this product shall be binding on Trinity.

If your Product is defective or otherwise requires service or parts, please call TRINITY Customer Service toll-free at (800) 985-5506, between 5:00 a.m. and 5:00 p.m., PST. Please tell us which model you purchased, the date of the purchase, and the problem with your Product. A copy of your original purchase receipt must accompany your service request.

LIMITATION OF REMEDIES AND LIABILITY

Trinity (and its employees, officers, members, managers, affiliates and assigns) shall not be liable for any incidental, consequential, special, indirect, remote, special or punitive damages for breach of any warranty, express or implied, including, but not limited to, lost profits, lost savings, loss of anticipated benefits and attorneys' fees, which arise out of the purchase, use or inability to use the Product, whether arising out of contract, negligence, strict tort, product liability, or any other legal theory on which a claim is based. As noted above, to the extent damages are allowed by our express warranty or by applicable law, those damages may not exceed the purchase price paid for the Product. Without limiting the foregoing Purchaser assumes all risk and liability for loss, damage or injury to Purchaser and Purchaser's property and to others and their property arising out of the use, misuse, or inability to use this Product. This limited warranty shall not extend to anyone other than the original purchaser of this product, is nontransferable and states your exclusive remedy.

Some states do not allow the exclusion or limitation of incidental, consequential, special, or punitive damages, so the above limitation or exclusion may not apply to you. The above warranty gives you specific legal rights, and you may have other rights which vary from state to state.



CONTACT US

**QUESTIONS? NEED PARTS?
WE ARE HERE TO HELP!**

Please feel free to contact us. There are no questions too small, or any problems too big. We're committed to providing our customers with the highest level of service.

TRINITY Customer Service

TEL: 800.985.5506

FAX: 310.347.4134

EMAIL: customerservice@trinityii.com

**Monday through Friday
5:00 AM – 5:00 PM (PST)**

www.trinityii.com