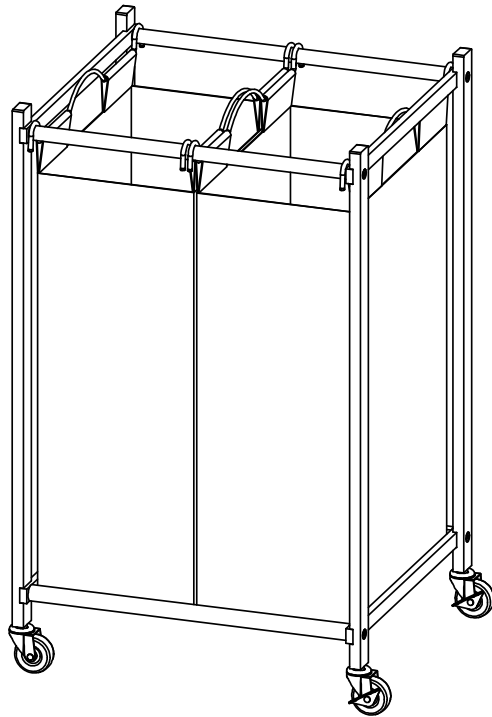




OWNER'S MANUAL



TRINITY BASICS 2-BAG LAUNDRY CART Model # TBFPR-2104 / TBFPC-2104

Important / Important / Importante

FOR 3D ASSEMBLY INSTRUCTIONS
POUR DES DIRECTIVES D'ASSEMBLAGE 3D
PARA INSTRUCCIONES DE ENSAMBLAJE EN 3D



BILT.[®]

Intelligent Instructions
Directives intelligentes
Instrucciones Inteligentes



DOWNLOAD THE FREE APP | TÉLÉCHARGER L'APPLICATION GRATUITE | DESCARGUE LA APLICACIÓN GRATUITA

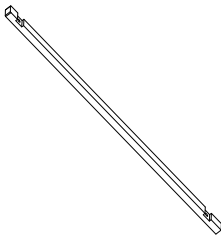
PARTS LIST

Your TRINITY Basics 2-Bag Laundry Cart should include the following parts. Please inspect box contents to ensure you have received all components.

If you are missing any parts, need assistance with assembly or have questions, please contact TRINITY Customer Service: 800.985.5506 or customerservice@trinityii.com. Parts can also be requested online via "Contact Us" section at www.trinityii.com.

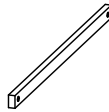
You will NOT need additional tools for assembly.

A



LEG (4)

B



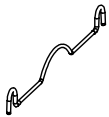
CROSS BAR (4)

C



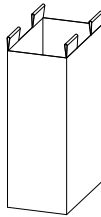
ROUND POLE (4)

D



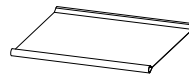
HANDLE (4)

E



LAUNDRY BAG (2)

F



CLOTH SHELF (1)

G



SCREW (8)

H



**LOCKING
CASTER (2)**

I



**NON-LOCKING
CASTER (2)**

J



WRENCH (1)

K



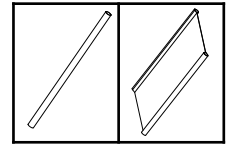
HEX KEY (1)

ASSEMBLY INSTRUCTIONS

STEP 1

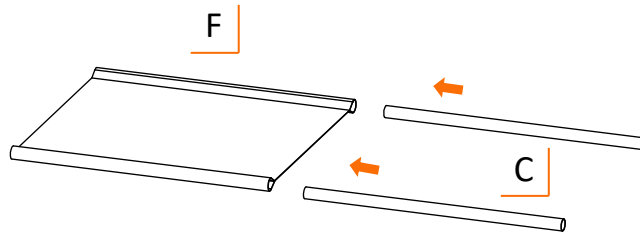
Lay all parts on a smooth clean surface.

Slip ROUND POLES (C) through sleeves on long ends of CLOTH SHELF (F).



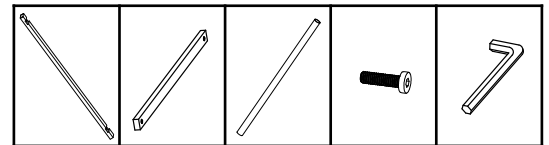
C (2)

F (1)



STEP 2

As shown, place ends of CROSS BARS (B) into notches of LEGS (A), make sure screw holes are aligned.



A (4)

B (4)

C (2)

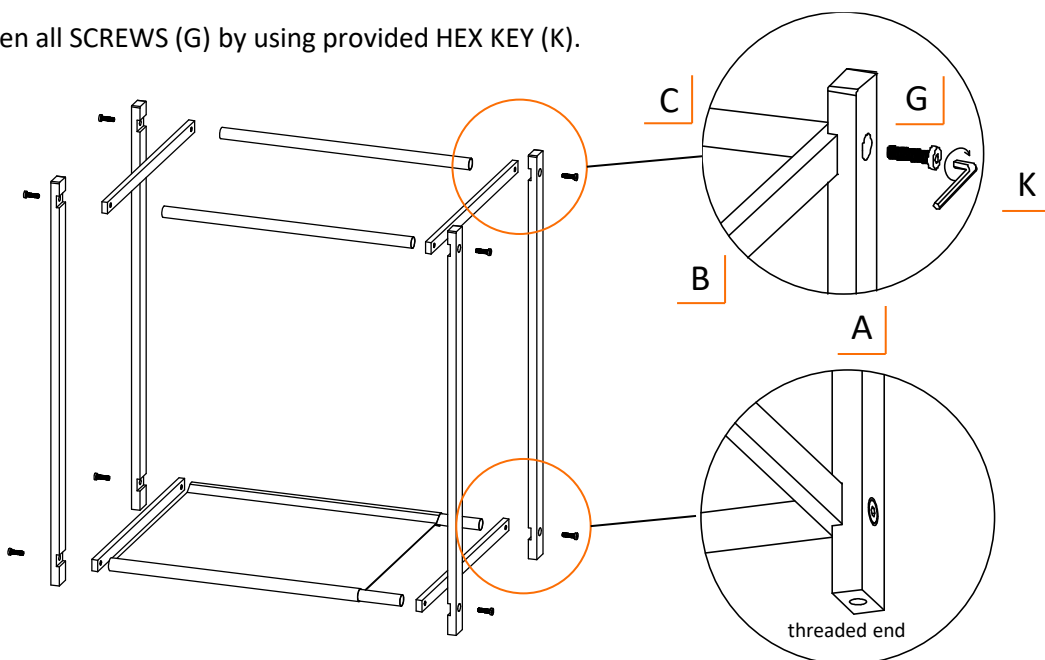
G (8)

K (1)

Push SCREWS (G) into LEG & CROSS BAR (A & B) notched together to connect with ROUND POLE (C).

Repeat with assembled part from STEP 1. Make sure CLOTH SHELF (F) with ROUND POLES (C) are assembled to threaded ends of LEGS (A). CLOTH SHELF (F) should be oriented with TRINITY BASICS logo tag on underside.

Tighten all SCREWS (G) by using provided HEX KEY (K).

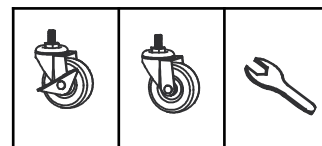


ASSEMBLY INSTRUCTIONS

STEP 3

Lay assembled frame from STEP 2 onto its side, screw each CASTER (H & I) into each threaded end of LEG (A). Turn clockwise to screw in place. Make sure LOCKING CASTERS (H) are on same side of cart.

Stand unit upright.

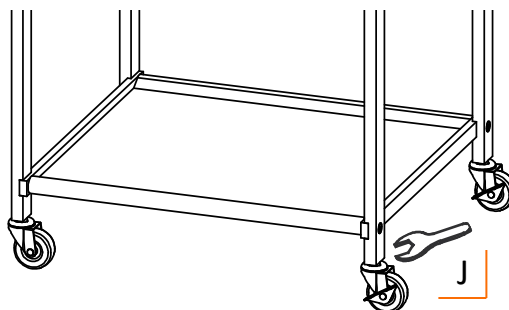
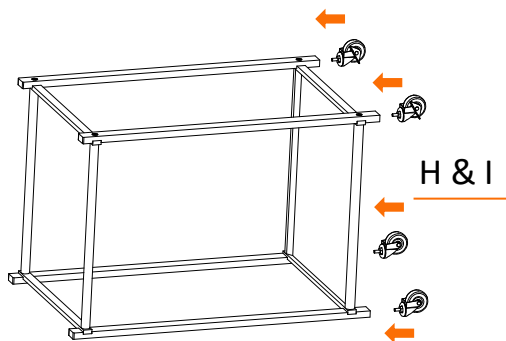


H (2)

I (2)

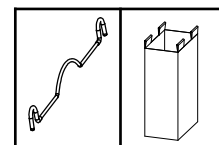
J (1)

Use provided caster wrench to tighten completely. Failure to do as instructed could result in caster stem breaking.



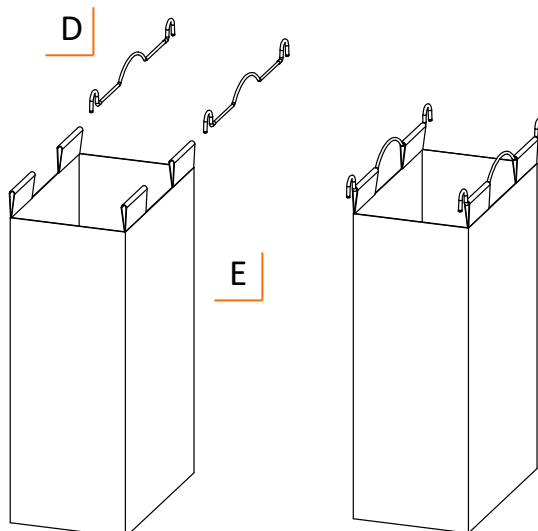
STEP 4

Unfold LAUNDRY BAG (E), insert a HANDLE (D) through loops on each side of LAUNDRY BAG (E). Repeat to assemble other LAUNDRY BAG (E).



D (4)

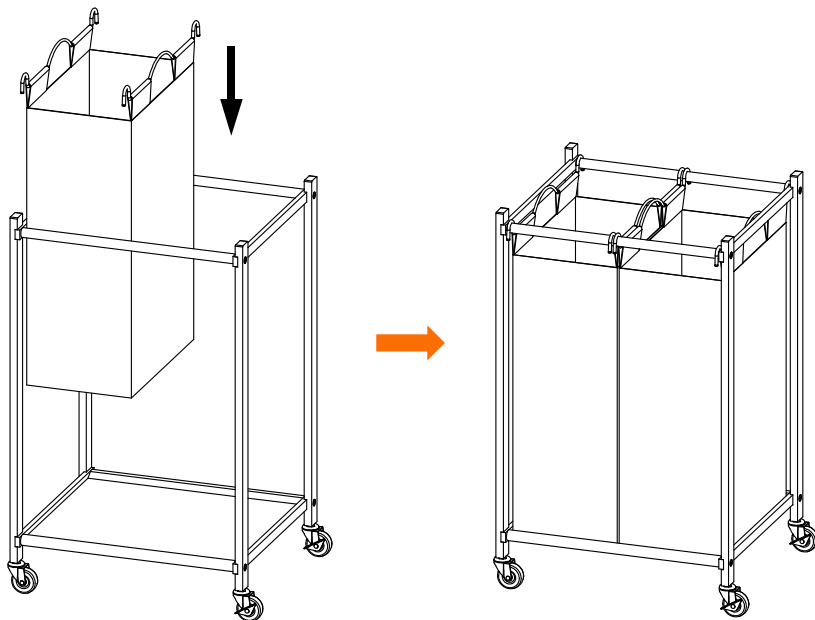
E (2)



ASSEMBLY INSTRUCTIONS

STEP 5

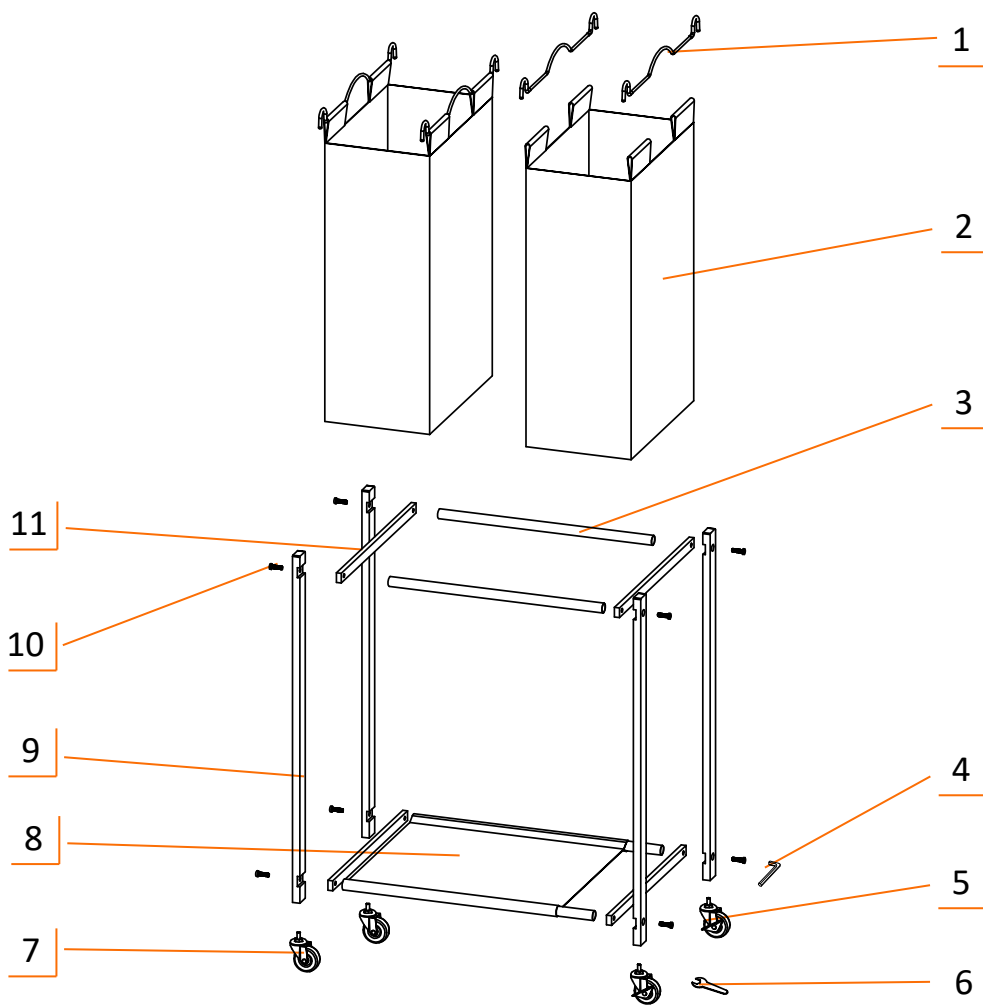
Take assembled LAUNDRY BAGS (E) from STEP 4 and place them into cart. Hang HANDLE (D) curved ends on ROUND POLES (C).



SERVICE PARTS LIST – TBFPBR-2104 Bronze Color

TRINITY Customer Service provides the following replacement parts:

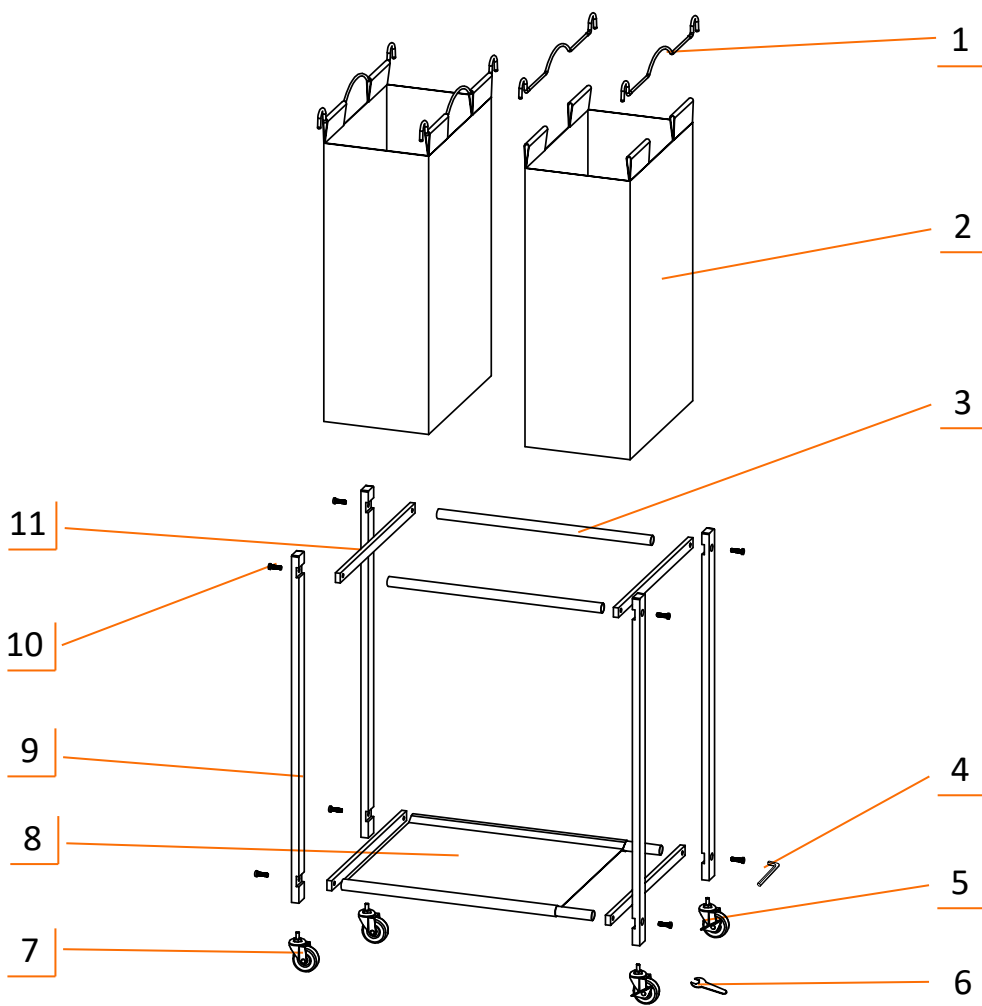
Part Number	Description	Part Number	Description
1) PBR-05-013-1675	Handle	7) ZSV-99-009-2008	Non-locking Caster
2) XWH-24-002-0814	Laundry Bag	8) XWH-24-008-1715	Cloth Shelf
3) PBR-04-055-1725	Round Pole	9) LNA-04-053-2800	Leg
4) XXX-97-001-0001	Hex Key	10) ZBK-01-002-0625	Screw
5) ZSV-99-010-2008	Locking Caster	11) PBR-04-054-1625	Cross Bar
6) XXX-97-002-0005	Wrench		



SERVICE PARTS LIST – TBFPNC-2104 Champagne Color

TRINITY Customer Service provides the following replacement parts:

Part Number	Description	Part Number	Description
1) PNC-05-013-1675	Handle	7) ZSV-99-009-2008	Non-locking Caster
2) XGR-24-002-0814	Laundry Bag	8) XGR-24-008-1715	Cloth Shelf
3) PNC-04-055-1725	Round Pole	9) LWH-04-053-2800	Leg
4) XXX-97-001-0001	Hex Key	10) ZBK-01-002-0625	Screw
5) ZSV-99-010-2008	Locking Caster	11) PNC-04-054-1625	Cross Bar
6) XXX-97-002-0005	Wrench		



WARNINGS

1. **Read and understand all instructions.** Failure to follow all instructions may result in injury and/or damage.
2. **Use the provided caster wrench to tighten casters completely.** Failure to do as instructed could result in the caster stem breaking thereby causing the shelving rack to collapse.
3. **The warnings, cautions, and instructions discussed in this manual cannot cover all possible conditions or situations that may occur.** The user must always be aware of the environment where the product will be placed and make sure to use the product in a safe and responsible manner.
4. **Do NOT modify the product in any way.** Unauthorized modification may impair the function and/or safety of the product, and may affect the life of the product. Any modifications will void product warranty.
5. **Check for damaged parts.** Before using this product, carefully check that all parts are in good condition, and that the product will operate properly and perform its intended function. Check for damaged parts and any other conditions that may affect the operation of this product. Replace damaged or worn parts, and never use this product with a damaged part.
6. **Do NOT roll product on an uneven surface.** Only move product on a smooth surface. Rolling over rough or uneven surface may cause product to break.
7. **Do NOT overload the product.**

Weight capacity per bag (evenly distributed)	15 lb
Total weight capacity of cart (evenly distributed)	30 lb

8. **Do NOT allow children to climb or play around the product.** Tipping may occur causing injury.
9. **Always lock the locking casters when not moving the product.**

CARE AND MAINTENANCE

- White Laundry Bags (included in TBFPBR-2104) are made of 100% polyester, wipe them clean by wet towel or sponge with mild detergent where needed:
 - Hand wash cold only
 - Line dry in shade only
 - Do not wring or rub
 - Do not bleach
 - Do not iron
 - Do not dry clean or tumble
- Gray Laundry Bags (included in TBFPNC-2104) are made of 60% polyester and 40% cotton:
 - Machine wash cold
 - Tumble dry low
 - No iron
 - Do not bleach
- Laundry bag handles **MUST** be removed before washing laundry bags.
- Bamboo can be maintained with mineral oil for best results.
- Avoid harsh, abrasive cleaners, and other corrosive chemicals.
- The product is designed for indoor use.

PRODUCT REGISTRATION

Thank you for purchasing a TRINITY Basics 2-Bag Laundry Cart. In order to register your product and receive streamlined customer service, please fill out the following Product Registration Form and (1) fax the form to 310.347.4134 (2) complete the Product Registration Form online at www.trinityii.com or (3) scan and email the form to customerservice@trinityii.com. Include a copy of your original receipt with your submission.

First Name: _____ Last Name: _____

Address: _____

City: _____ State: _____ Zip Code: _____

Email Address: _____ Phone: _____

Product Model #: _____ Purchase Date: ____ / ____ / ____

Location of Purchase: _____

Please rate the importance of each feature (1=least important; 10=most important)

Quality ____ Price ____ Size/Capacity ____ Appearance ____ Other ____

How did you hear about our product?

☐ Magazine Ad ☐ Catalog ☐ Salesperson ☐ Word of Mouth
☐ Internet ☐ Store Display ☐ Other

Marital Status:

☐ Single ☐ Married

Household Income:

☐ Below \$50,000 ☐ \$50,000-\$150,000 ☐ \$150,000+

Education:

☐ High School ☐ College ☐ Graduate School

Primary Residence:

☐ Own ☐ Rent

Comments/Suggestions:



1 YEAR LIMITED WARRANTY

TRINITY Basics 2-Bag Laundry Cart Model # TBFPR-2104 / TBFNC-2104

Trinity International Industries (“Trinity”) warrants to the original consumer purchaser (“Purchaser”) of the TRINITY Basics 2-Bag Laundry Cart (“Product”) that each Product shall be free from defects in workmanship and materials for a period of 1 year from the date of original purchase. Trinity’s obligation under this warranty shall be limited to repair or replacement of, or adequate compensation for the Product which shall not be greater than the amount of the purchase price of the Product, at the option of Trinity, during the warranty period. All replaced parts and Products become the property of Trinity and must be returned to Trinity.

This warranty excludes normal wear and tear of the Product and its parts or components, and damage arising from any of the following: negligent use or misuse of the Product, use contrary to this User’s Manual, or alteration by any one other than Trinity. The warranty period of 1 year shall not be extended or renewed by the repair or replacement of, or compensation for, the Product. Any warranty implied by applicable law is limited in duration to one year from the date of purchase and is subject to the same conditions and limitations as is provided for our express warranty.

Except as set forth herein, and to the extent of applicable there are no warranties on this Product either express or implied, and Trinity disclaims all warranties including, but not limited to, any implied warranties of merchantability, infringement or fitness for a particular purpose. No warranty or guarantee given by any person, firm, or corporation with respect to this product shall be binding on Trinity.

If your Product is defective or otherwise requires service or parts, please call TRINITY Customer Service toll-free at (800) 985-5506, between 5:00 a.m. and 5:00 p.m., PST. Please tell us which model you purchased, the date of the purchase, and the problem with your Product. A copy of your original purchase receipt must accompany your service request.

LIMITATION OF REMEDIES AND LIABILITY

Trinity (and its employees, officers, members, managers, affiliates and assigns) shall not be liable for any incidental, consequential, special, indirect, remote, special or punitive damages for breach of any warranty, express or implied, including, but not limited to, lost profits, lost savings, loss of anticipated benefits and attorneys’ fees, which arise out of the purchase, use or inability to use the Product, whether arising out of contract, negligence, strict tort, product liability, or any other legal theory on which a claim is based. As noted above, to the extent damages are allowed by our express warranty or by applicable law, those damages may not exceed the purchase price paid for the Product. Without limiting the foregoing Purchaser assumes all risk and liability for loss, damage or injury to Purchaser and Purchaser’s property and to others and their property arising out of the use, misuse, or inability to use this Product. This limited warranty shall not extend to anyone other than the original purchaser of this product, is nontransferable and states your exclusive remedy.

Some states do not allow the exclusion or limitation of incidental, consequential, special, or punitive damages, so the above limitation or exclusion may not apply to you. The above warranty gives you specific legal rights, and you may have other rights which vary from state to state.

CONTACT US

**QUESTIONS? NEED PARTS?
WE ARE HERE TO HELP!**

Please feel free to contact us. There are no questions too small, or any problems too big. We're committed to providing our customers with the highest level of service.

TRINITY Customer Service

TEL: 800.985.5506

FAX: 310.347.4134

EMAIL: customerservice@trinityii.com

**Monday through Friday
5:00 AM – 5:00 PM (PST)**

www.trinityii.com