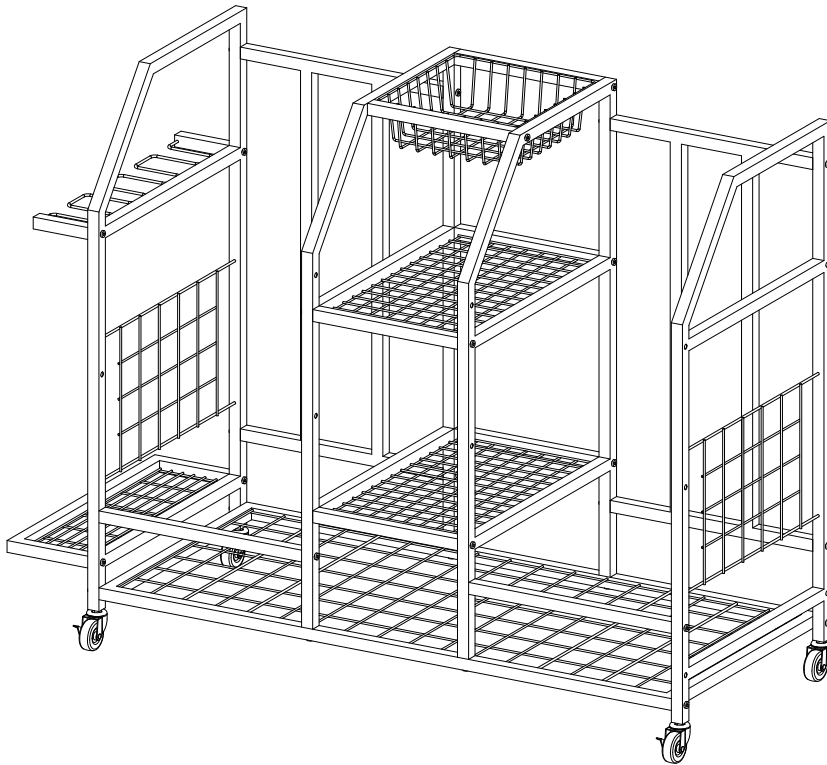




# OWNER'S MANUAL



## GOLF BAG & SPORTS EQUIPMENT ORGANIZER W/ WHEELS MODEL # TBFPSB-3203

Important / Important / Importante

FOR 3D ASSEMBLY INSTRUCTIONS  
POUR DES DIRECTIVES D'ASSEMBLAGE 3D  
PARA INSTRUCCIONES DE ENSAMBLAJE EN 3D



# BILT.®

Intelligent Instructions  
Directives intelligentes  
Instrucciones Inteligentes




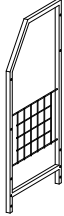
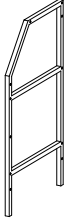
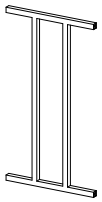

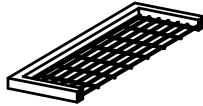
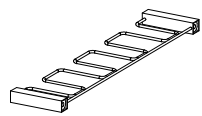


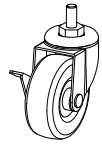




DOWNLOAD THE FREE APP | TÉLÉCHARGER L'APPLICATION GRATUITE | DESCARGUE LA APLICACIÓN GRATUITA



# PARTS LIST

Your TRINITY Golf Bag & Sports Equipment Organizer w/ Wheels should include the following parts. Please inspect box contents to ensure you have received all components.

If you are missing any parts, need assistance with assembly or have questions, please contact TRINITY Customer Service: 800.985.5506 or [customerservice@trinityii.com](mailto:customerservice@trinityii.com). Parts can also be requested online via our "Contact Us" section at [www.trinityii.com](http://www.trinityii.com).

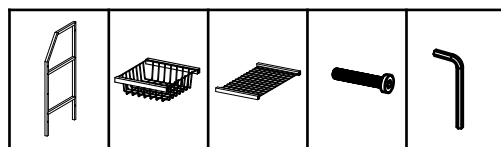
<b>A</b> 	<b>B</b> 	<b>C</b> 	<b>D</b> 
<b>BOTTOM SHELF (1)</b>	<b>SIDE FRAME (2)</b>	<b>MIDDLE FRAME (2)</b>	<b>BACK FRAME (2)</b>
<b>E</b> 	<b>F</b> 	<b>G</b> 	<b>H</b> 
<b>BASKET(1)</b>	<b>SIDE SHELF (1)</b>	<b>SIDE SUPPORT (1)</b>	<b>SHELF (2)</b>
<b>I</b> 	<b>J</b> 	<b>K</b> 	<b>L</b> 
<b>FRONT BAR (2)</b>	<b>LOCKING CASTER (2)</b>	<b>NON-LOCKING CASTER (2)</b>	<b>SCREW (36+1)</b>
<b>M</b> 	<b>N</b> 		
<b>WRENCH (1)</b>	<b>HEX KEY (1)</b>		

# ASSEMBLY INSTRUCTIONS

## STEP 1

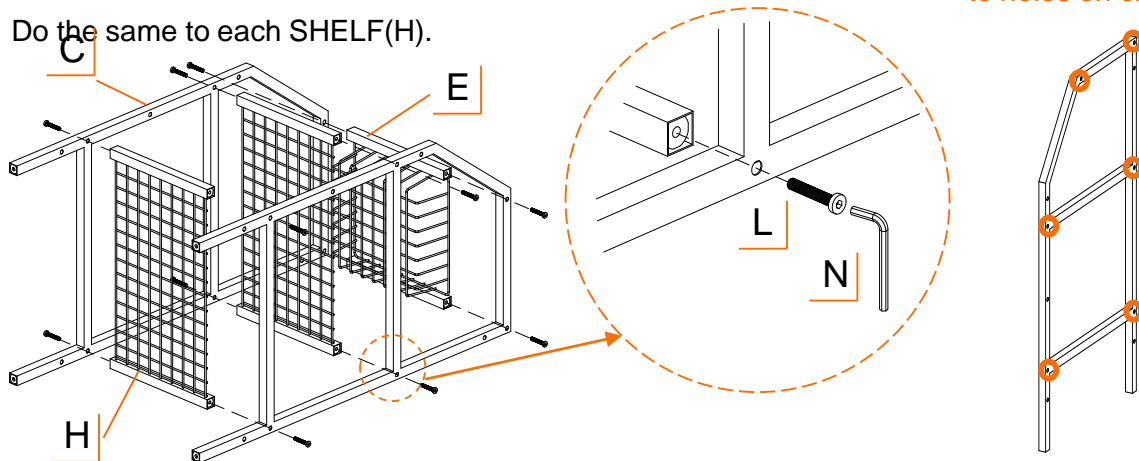
Using the included HEX KEY (N) , fasten all SCREWS (L) to connect MIDDLE FRAME (C) with BASKET (E) .

Do the same to each SHELF(H).



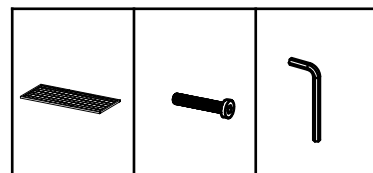
C (2) E (1) H (2) L (12) N (1)

Note: screw shelf and basket to holes on cross beam

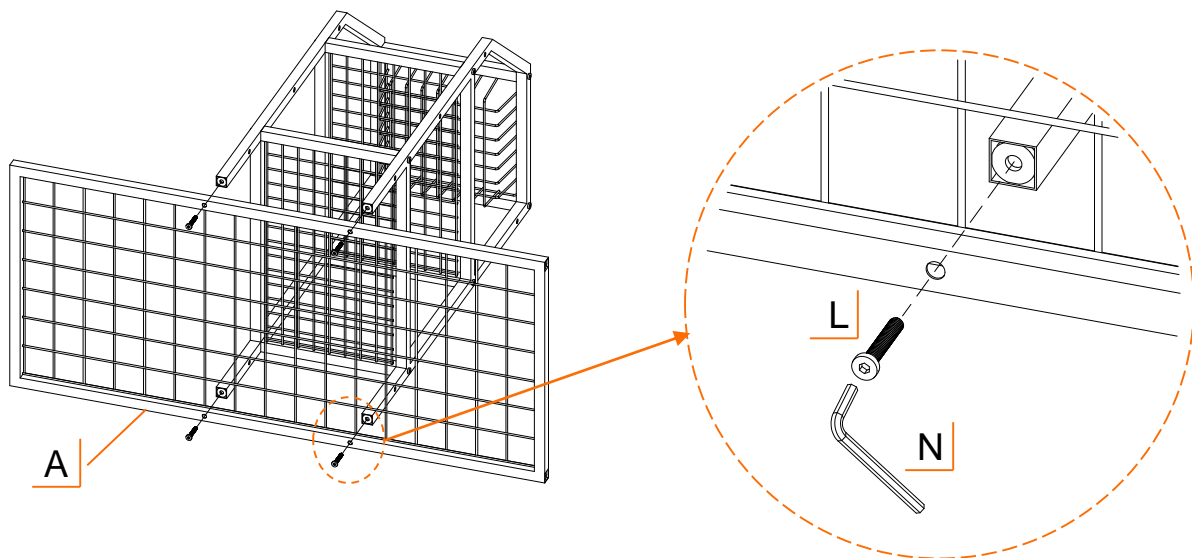


## STEP 2

Using the included HEX KEY (N) , fasten all SCREWS (L) to connect BOTTOM SHELF (A) with MIDDLE FRAME(E) .



A (1) L (4) N (1)

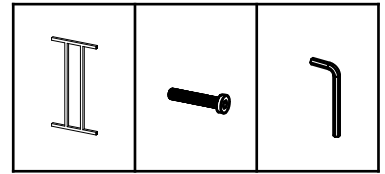
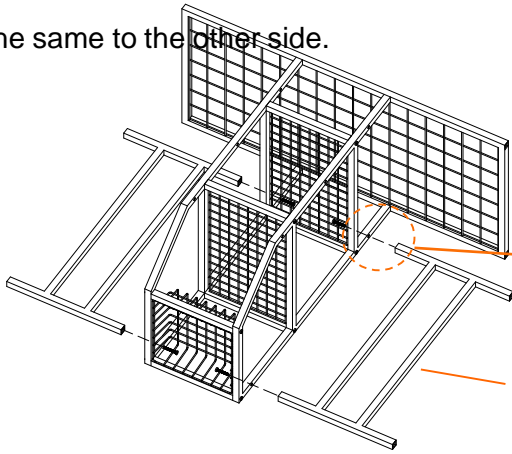


# ASSEMBLY INSTRUCTIONS

## STEP 3

Using the included HEX KEY (N) , fasten all SCREWS (L) to connect BACK FRAME (D) with MIDDLE FRAME (C) .

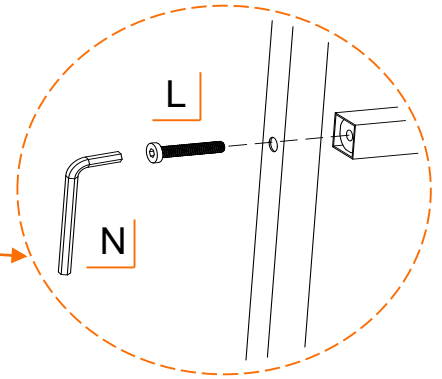
Do the same to the other side.



D (2)

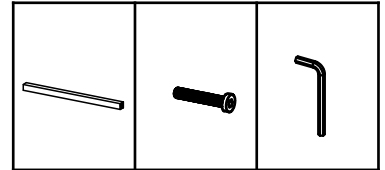
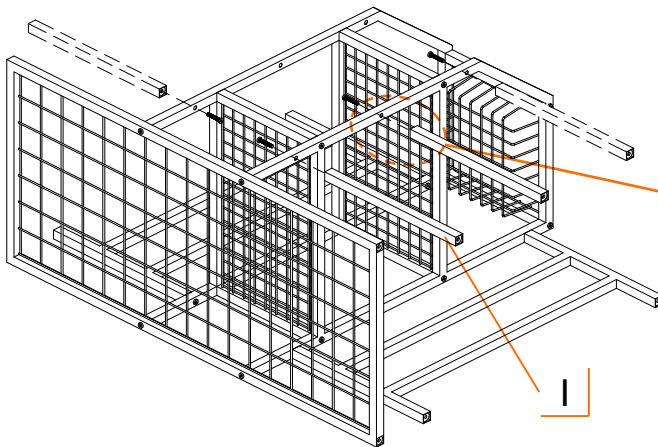
L (4)

N (1)



## STEP 4

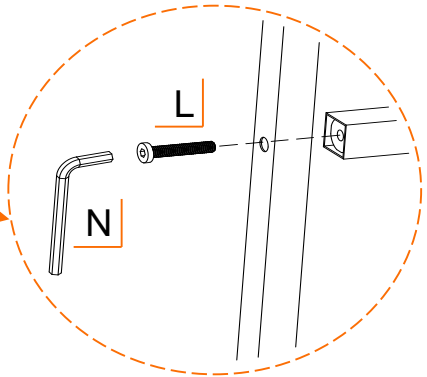
Using the included HEX KEY (N) , fasten all SCREWS (L) to connect FRONT BAR (I) with MIDDLE FRAME (E) .  
**Note: see front bar install option in next page.**



I (2)

L (2)

N (1)



# ASSEMBLY INSTRUCTIONS

## STEP 4

### Front Bar Install Option



Option 1 : Front bar on either side,  
lower position for golf bag.



Option 2 : Front bar on one side,  
1 lower position,1 middle position for balls.



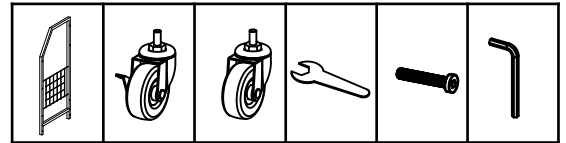
Option 2 : Front bar on one side,  
1 middle position ,1 higher position  
for tall items.



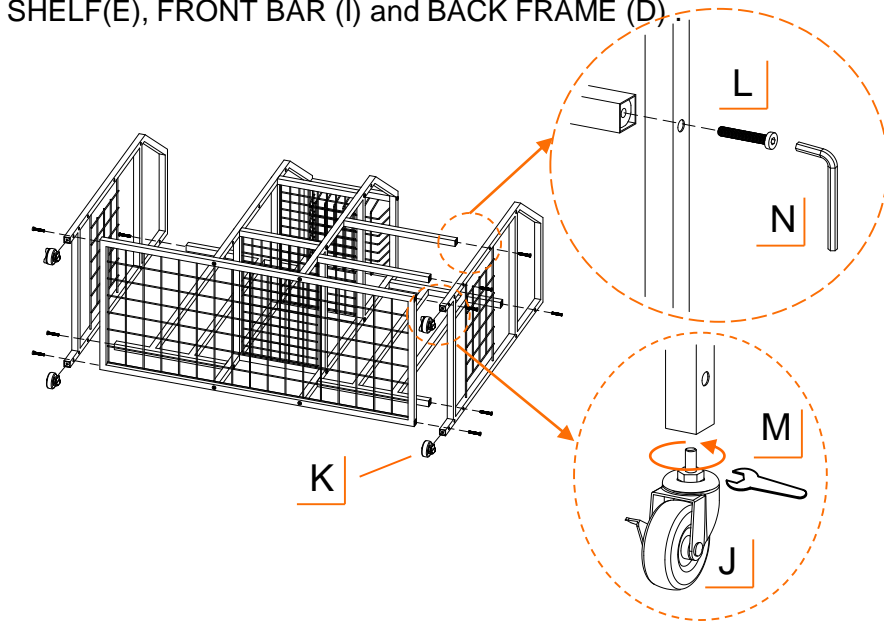
Option 2 : Front bar on one side,  
1 middle position ,1 higher position  
for tall items.

# ASSEMBLY INSTRUCTIONS

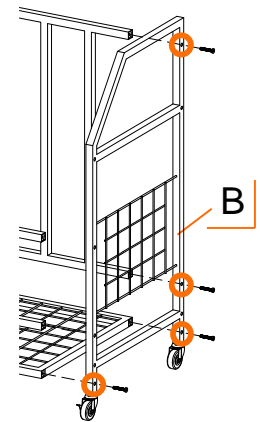
Screw each CASTER (J&K) into each threads end of SIDE FRAME (B).



Using the included HEX KEY (N) , fasten all SCREWS (L) to connect SIDE FRAME (B) with BOTTOM SHELF(E), FRONT BAR (I) and BACK FRAME (D).

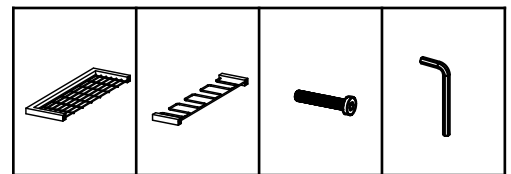


Note: screw bottom shelf and back frame to marked holes on side frame



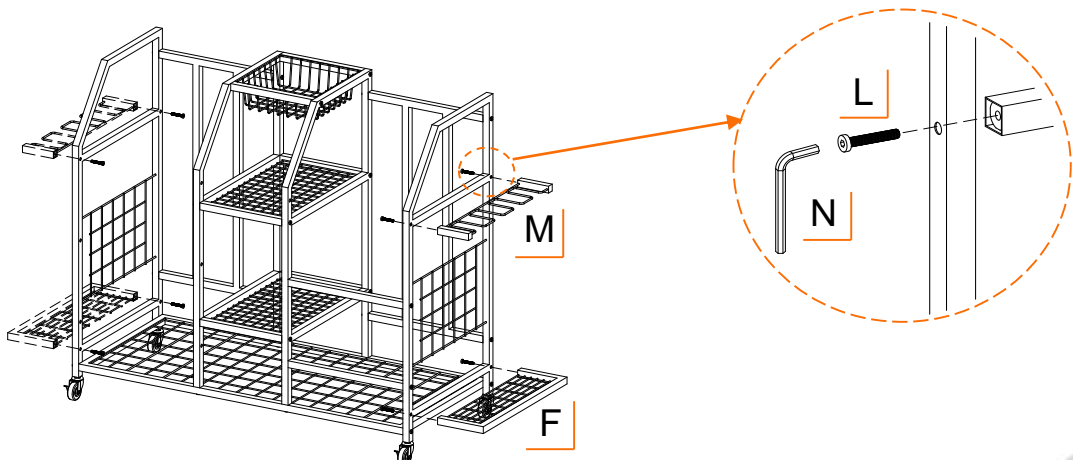
## STEP 6

Using the included HEX KEY (N) , fasten all SCREWS (L) to connect SIDE FRAME (B) with SIDE SUPPORT (G) and SIDE SHELF (F)



F (1) M (1) L (4) N (1)

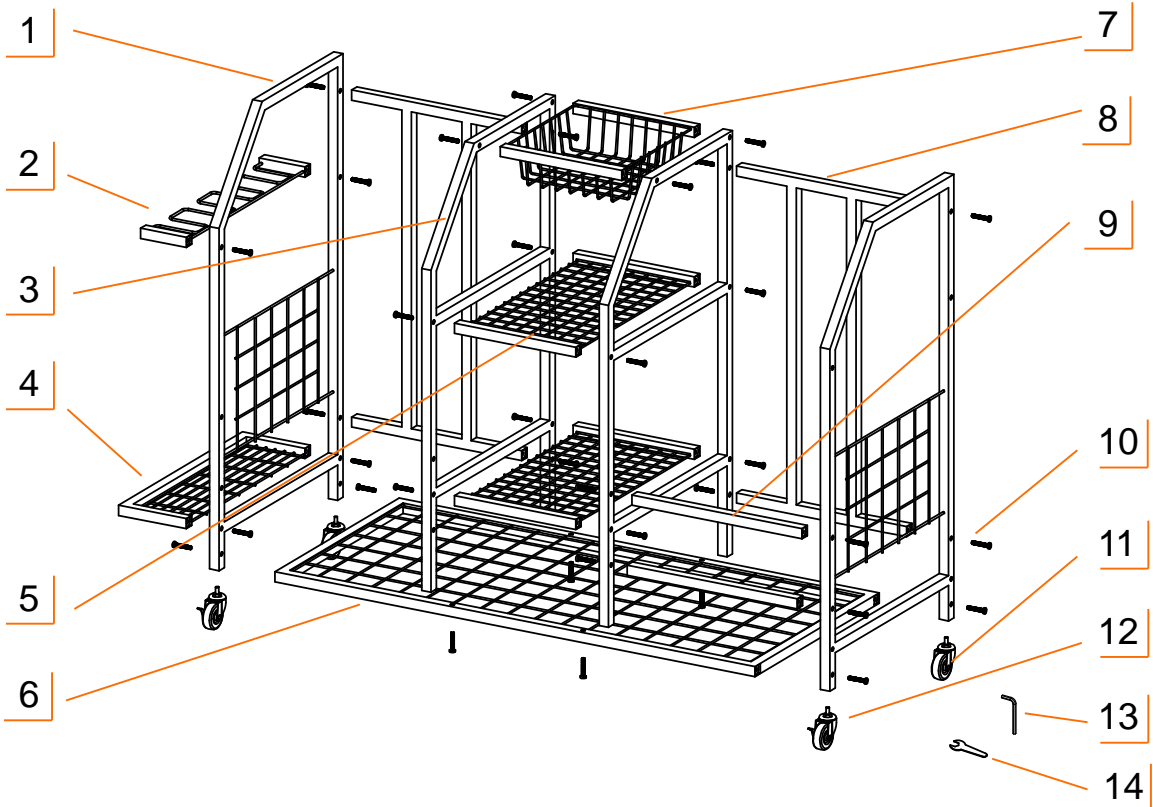
Note: Side support and side shelf can be placed at either right or left side.



# SERVICE PARTS LIST – TBFPSB-3203

TRINITY Customer Service provides the following replacement parts:

Part Number	Description	Part Number	Description
1) PSB-14-072-1834	Side Frame	8) PSB-15-025-1426	Back Frame
2) PSB-03-135-1804	Side Support	9) PSB-13-026-1425	Front Bar
3) PSB-14-073-1834	Middle Frame	10) ZBK-01-002-0635	Screw
4) PSB-03-135-1806	Side Shelf	11) ZSV-99-009-2008	Non-locking Caster
5) PSB-03-134-1810	Shelf	12) ZSV-99-010-2008	Locking Caster
6) PSB-03-133-4018	Bottom Shelf	13) XXX-97-001-0001	Hex Key
7) PSB-21-035-1011	Basket	14) XXX-97-002-0005	Wrench



## WARNINGS

1. **Read and understand all instructions.** Failure to follow all instructions may result in injury and/or damage.
2. **Tighten all casters completely by using the wrench.** Failure to do as instructed could result in the caster stem breaking, thereby causing the product to collapse.
3. **The warnings, cautions, and instructions discussed in this manual cannot cover all possible conditions or situations that may occur.** The user must always be aware of the environment and ensure to use the product in a safe and responsible manner.
4. **Do NOT modify the product in any way.** Unauthorized modification may impair the function and/or safety of the product and may affect the life of the product.
5. **Check for damaged parts.** Before using this product, carefully check that all parts are in good condition, and that the product will operate properly and perform its intended function. Replace damaged or worn parts and never use this product with a damaged part.

6. <b>Do NOT overload the product (evenly distributed)</b>	<b>4.5 kg / 10 lb</b>
Weight capacity per Shelf /Side Shelf (evenly distributed)	<b>9 kg / 20 lb</b>
Weight capacity per Bottom Shelf (evenly distributed)	<b>45 kg / 100 lb</b>

7. **Do NOT roll the product on an uneven surface.** Only move the product on a smooth surface. Rolling over rough or uneven surfaces may cause casters to break or items on the product to fall, resulting in injury and / or damage. Wood and laminate flooring can be scratched or dented. Ensure your flooring can bear the weight of the rack before rolling the rack across your flooring.
8. **Do NOT allow children to climb or play around the product.** Tipping may occur causing injury.

## CARE AND MAINTENANCE

- Avoid harsh, abrasive cleaners, and other corrosive chemicals.
- Wipe dry and keep out of direct sunlight.
- The product is designed for indoor use.

# PRODUCT REGISTRATION

Thank you for purchasing a TRINITY Golf Bag & Sports Equipment Organizer w/ Wheels. In order to register your product and receive streamlined customer service, please fill out the following Product Registration Form and (1) fax the form to 310.347.4134 (2) complete the Product Registration Form online at [www.trinityii.com](http://www.trinityii.com) or (3) scan and email the form to [customerservice@trinityii.com](mailto:customerservice@trinityii.com). Include a copy of your original receipt with your submission.

First Name: \_\_\_\_\_ Last Name: \_\_\_\_\_

Address: \_\_\_\_\_

City: \_\_\_\_\_ State: \_\_\_\_\_ Zip Code: \_\_\_\_\_

Email Address: \_\_\_\_\_ Phone: \_\_\_\_\_

Product Model #: \_\_\_\_\_ Purchase Date: \_\_\_\_ / \_\_\_\_ / \_\_\_\_

Location of Purchase: \_\_\_\_\_

Please rate the importance of each feature (1=least important; 10=most important)

Quality \_\_\_\_ Price \_\_\_\_ Size/Capacity \_\_\_\_ Appearance \_\_\_\_ Other \_\_\_\_

How did you hear about our product?

- Magazine Ad     Catalog     Salesperson     Word of Mouth  
 Internet     Store Display     Other

Marital Status:                       Single                                       Married

Household Income:                 Below \$50,000     \$50,000-\$150,000     \$150,000+

Education:                             High School     College     Graduate School

Primary Residence:                 Own                                       Rent

Comments/Suggestions:



# 1 YEAR LIMITED WARRANTY

## TRINITY Golf Bag & Sports Equipment Organizer w/ Wheels

### Model # TBFPSB-3203

Trinity International Industries (“Trinity”) warrants to the original consumer purchaser (“Purchaser”) that Trinity’s products (each a “Product”) shall be free from defects in workmanship and materials for a period of one (1) year from the date of original purchase. Trinity’s obligation under this warranty shall be limited to repair or replacement of, or adequate compensation for the Product which shall not be greater than the amount of the purchase price of the Product, at the option of Trinity, during the warranty period. Repair or replacement of the Product will be performed within a reasonable time after notice of the defect has been provided to Trinity by the Purchaser. All replaced parts and Products become the property of Trinity and must be returned to Trinity.

This warranty excludes normal wear and tear of the Product and its parts or components, and damage arising from any of the following: negligent use or misuse of the Product, use contrary to this User’s Manual, or alteration by anyone other than Trinity. The warranty period of one (1) year shall not be extended or renewed by the repair or replacement of, or compensation for, the Product. Any warranty implied by applicable law is limited in duration to one year from the date of purchase and is subject to the same conditions and limitations as is provided for our express warranty.

No warranty or guarantee given by any person, firm, or corporation other than Trinity with respect to the Product shall be binding on Trinity.

If your Product is defective or otherwise requires service or parts, please call Trinity Customer Service toll-free at (800) 985-5506, between 5:00 a.m. and 5:00 p.m. PST. Please tell us which model you purchased, the date of the purchase, and the problem with your Product. A copy of your original purchase receipt must accompany your service request.

### LIMITATION OF REMEDIES AND LIABILITY

Trinity (and its employees, officers, members, managers, affiliates and assigns) shall not be liable for any incidental, consequential, special, indirect, remote, special or punitive damages for breach of any warranty, express or implied, including, but not limited to, lost profits, lost savings, loss of anticipated benefits and attorneys’ fees, which arise out of the purchase, use or inability to use the Product, whether arising out of contract, negligence, strict tort, product liability, or any other legal theory on which a claim is based. As noted above, to the extent damages are allowed by our express warranty or by applicable law, those damages may not exceed the purchase price paid for the Product. Without limiting the foregoing, Purchaser assumes all risk and liability for loss, damage, or injury to Purchaser and Purchaser’s property and to others and their property arising out of the use, misuse, or inability to use the Product. This limited warranty shall not extend to anyone other than the original purchaser of the Product, is nontransferable, and states your exclusive remedy.

Some States do not allow limitations on how long an implied warranty lasts, so the above limitation may not apply to you. Some States do not allow the exclusion or limitation of incidental, consequential, special, or punitive damages, so the above limitation or exclusion may not apply to you. This warranty gives you specific legal rights, and you may have other rights which vary from State to State.

---

## **CONTACT US**

**QUESTIONS? NEED PARTS?  
WE ARE HERE TO HELP!**

**Please feel free to contact us. There are no questions too small, or any problems too big. We're committed to providing our customers with the highest level of service.**

### **TRINITY Customer Service**

**TEL: 800.985.5506**

**FAX: 310.347.4134**

**EMAIL: [customerservice@trinityii.com](mailto:customerservice@trinityii.com)**

**Monday through Friday  
5:00 AM – 5:00 PM (PST)**

**[www.trinityii.com](http://www.trinityii.com)**