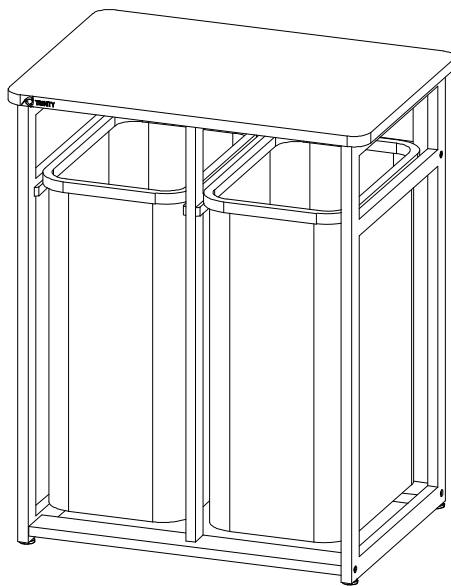




OWNER'S MANUAL



TRINITY ECOSTORAGE® 2-BAG BAMBOO LAUNDRY STATION Model # TRJLWH-2114 / TRJLDG-2114

Important / Important / Importante

FOR 3D ASSEMBLY INSTRUCTIONS
POUR DES DIRECTIVES D'ASSEMBLAGE 3D
PARA INSTRUCCIONES DE ENSAMBLAJE EN 3D



BILT.

Intelligent Instructions
Directives intelligentes
Instrucciones Inteligentes



DOWNLOAD THE FREE APP | TÉLÉCHARGER L'APPLICATION GRATUITE | DESCARGUE LA APLICACIÓN GRATUITA

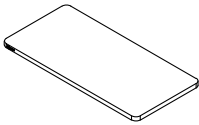
PARTS LIST

Your TRINITY Ecostorage® 2-Bag Bamboo Laundry Station should include the following parts. Please inspect box contents to ensure you have received all components.

If you are missing any parts, need assistance with assembly or have questions, please contact TRINITY Customer Service: 800.985.5506 or customerservice@trinityii.com. Parts can also be requested online via our “Contact Us” section at www.trinityii.com.

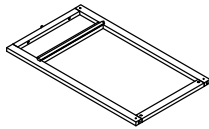
All tools required for assembly are included.

A



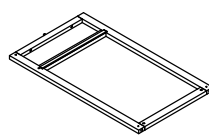
BAMBOO TOP (1)

B



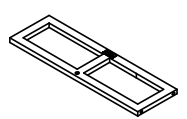
LEFT SIDE FRAME (1)

C



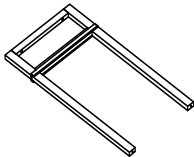
RIGHT SIDE FRAME (1)

D



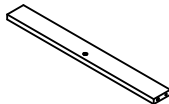
TOP CROSS BEAM (1)

E



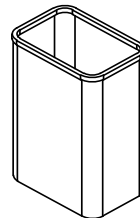
MIDDLE FRAME (1)

F



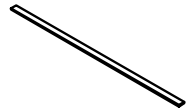
BOTTOM CROSS BEAM (2)

G



LAUNDRY BASKET (2)

H



BASKET SUPPORT (8)

I



FEET LEVELER (4)

J



SCREW (17)

K



HEX KEY (1)

L

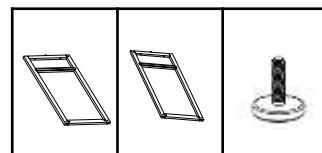


WOOD DOWEL (6)

ASSEMBLY INSTRUCTIONS

STEP 1

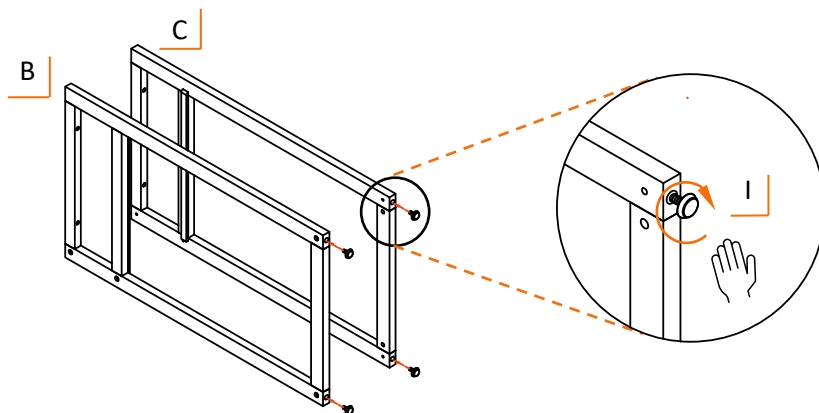
Screw FEET LEVELERS (I) into bottom of LEFT (B) and RIGHT (C) SIDE FRAMES.



B (1)

C (1)

I (4)

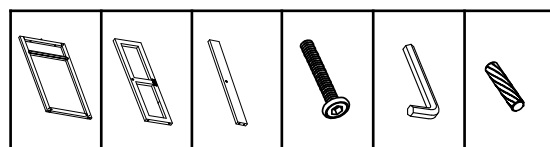


STEP 2

Two people are recommended for ease of assembly.

Insert WOOD DOWEL (L) into hole without nut on each end of BOTTOM CROSS BEAMS (F).

Attach TOP CROSS BEAM (D) and (2) BOTTOM CROSS BEAMS (F) to LEFT SIDE FRAME (B) using (4) SCREWS (J) as shown. Fully tighten SCREWS (J) with provided HEX KEY (K).



B (1)

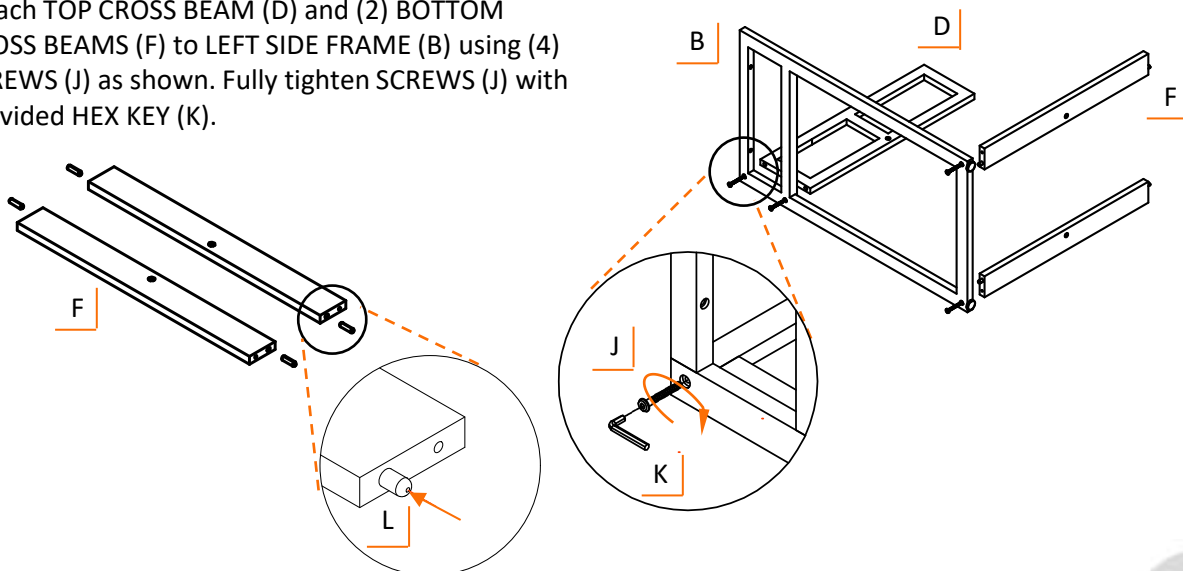
D (1)

F (2)

J (4)

K (1)

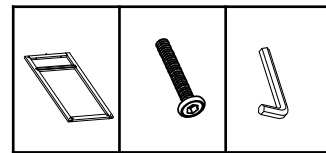
L (4)



ASSEMBLY INSTRUCTIONS

STEP 3

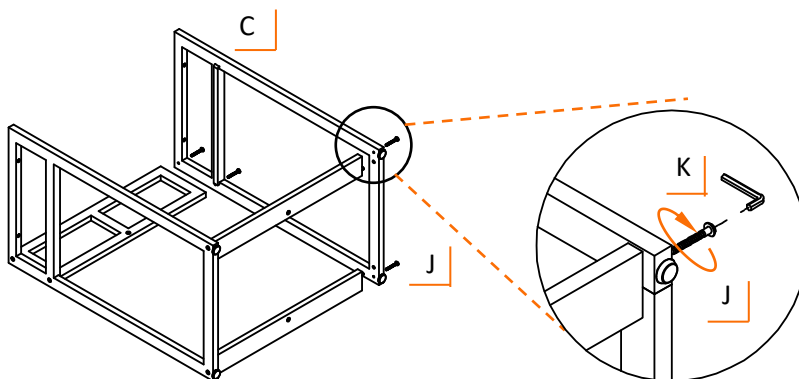
Attach RIGHT SIDE FRAME (C) to partially assembled unit from step 2 using (4) SCREWS (J) as shown. Fully tighten SCREWS (J) with provided HEX KEY (K).



C (1)

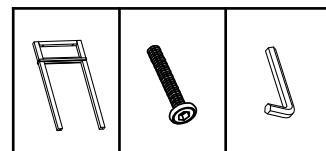
J (4)

K (1)



STEP 4

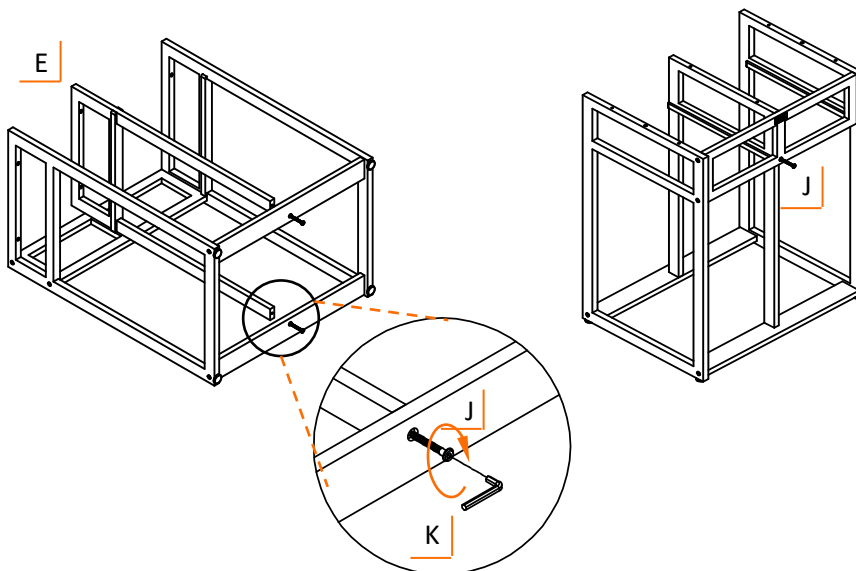
Attach MIDDLE FRAME (E) to partially assembled unit from step 3 using (3) SCREWS (J) as shown. Fully tighten SCREWS (J) with provided HEX KEY (K).



E (1)

J (3)

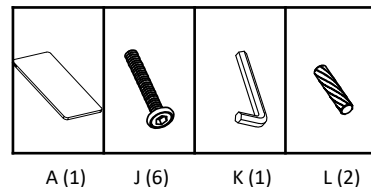
K (1)



ASSEMBLY INSTRUCTIONS

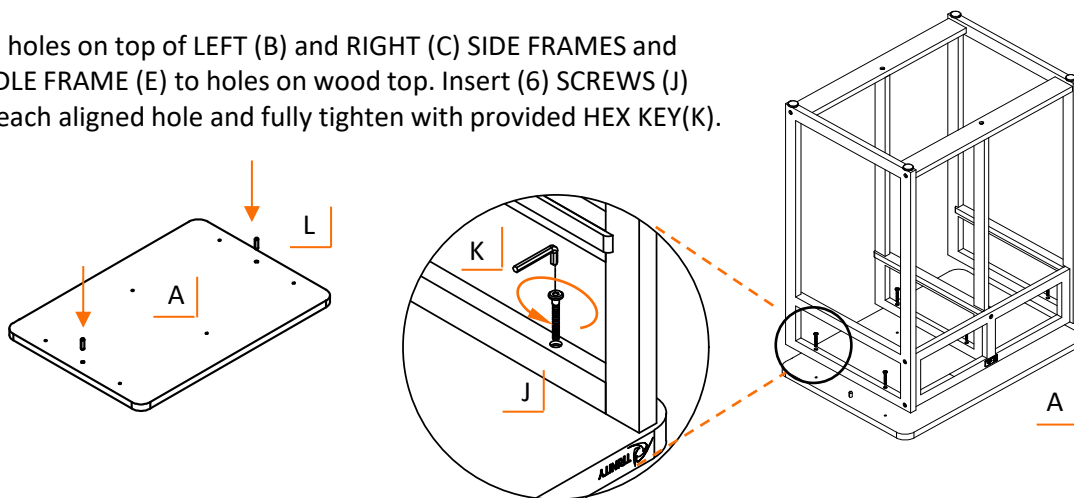
STEP 5

Lay BAMBOO TOP (A) upside down on a clean smooth surface. Insert WOOD DOWEL (L) into middle hole on each end of BAMBOO TOP (A).



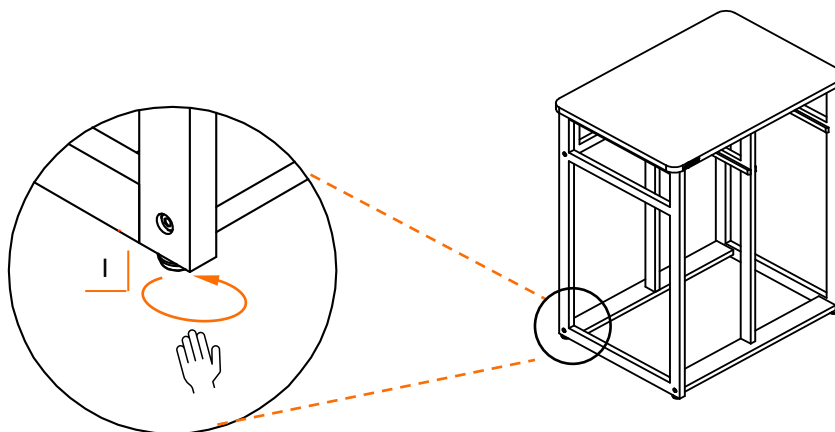
Attach partially assembled unit from step 4 to BAMBOO TOP (A) by inserting wood dowels into middle hole on top of LEFT (B) and RIGHT (C) SIDE FRAMES.

Align holes on top of LEFT (B) and RIGHT (C) SIDE FRAMES and MIDDLE FRAME (E) to holes on wood top. Insert (6) SCREWS (J) into each aligned hole and fully tighten with provided HEX KEY (K).



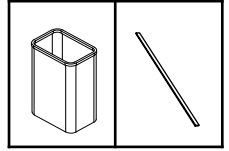
STEP 6

Stand assembled unit from step 5 right side up. Adjust FEET LEVELER (I) as needed to ensure laundry station is level.



ASSEMBLY INSTRUCTIONS

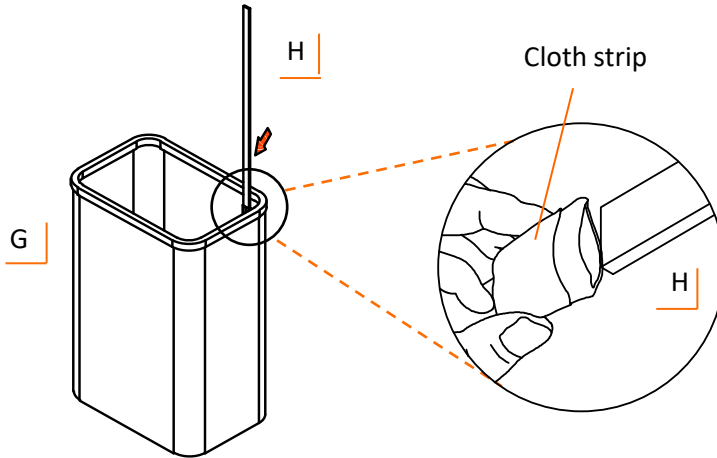
STEP 7



G (2)

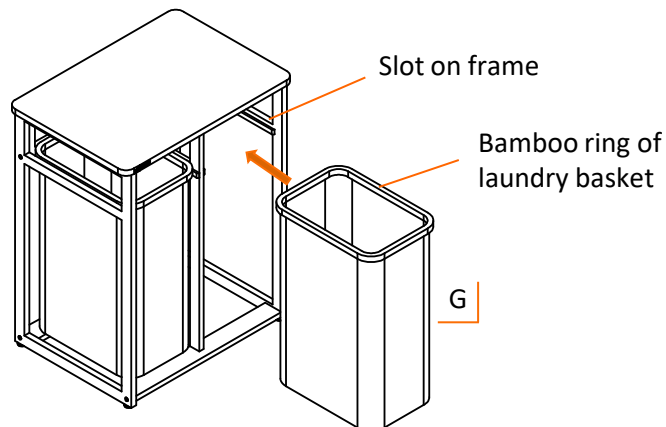
H (8)

Insert BASKET SUPPORT (H) into cloth strip at each inner corner of LAUNDRY BASKET (G) as shown.



STEP 8

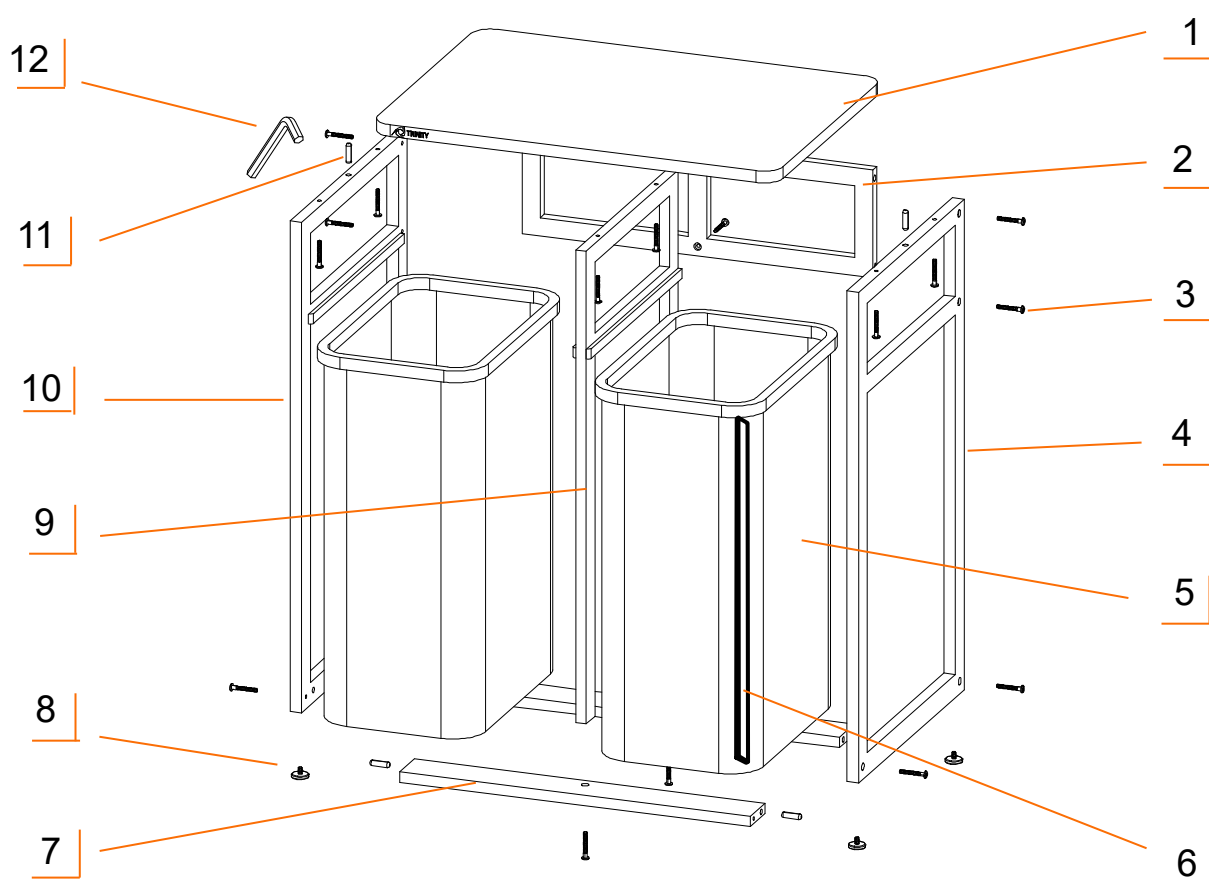
Place (2) LAUNDRY BASKETS (G) into laundry station by inserting bamboo ring of laundry basket into slots on fully assembled unit as shown.



SERVICE PARTS LIST – TRJLWH-2114 (White)

TRINITY Customer Service provides the following replacement parts:

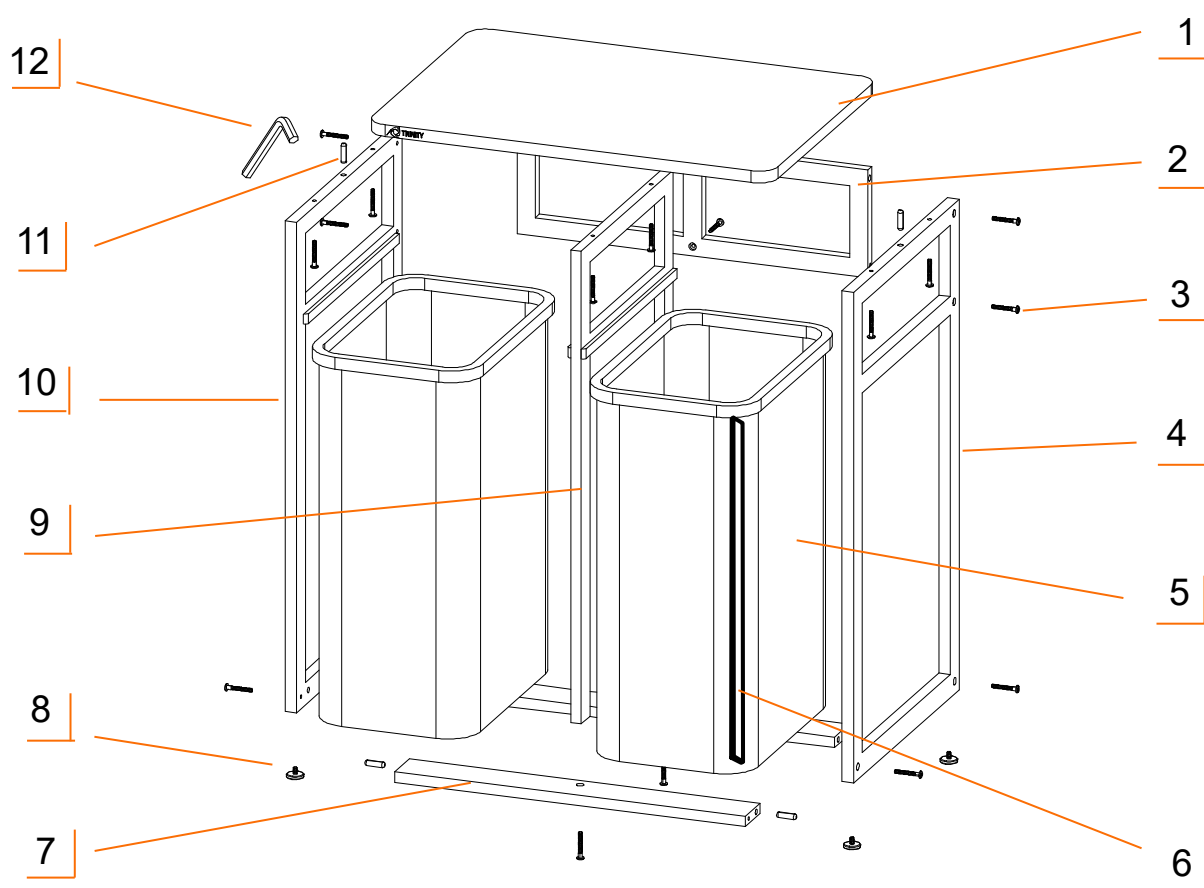
#	Part Number	Description	#	Part Number	Description
1)	LNA-20-015-2517	Bamboo Top	7)	LWH-13-020-2125	Bottom Cross Beam
2)	LWH-13-019-2125	Top Cross Beam	8)	XBK-98-006-2514	Feet Leveler
3)	ZBK-01-037-0627	Screw	9)	LWH-14-054-1529	Middle Frame
4)	LWH-14-053-1730	Right Side Frame	10)	LWH-14-052-1730	Left Side Frame
5)	XGR-24-009-1015	Laundry Basket	11)	XNA-01-006-0830	Wood Dowel
6)	LNA-19-020-2100	Basket Support	12)	XXX-97-001-0001	Hex Key



SERVICE PARTS LIST – TRJLDG-2114 (Dark Gray)

TRINITY Customer Service provides the following replacement parts:

#	Part Number	Description	#	Part Number	Description
1)	LNA-20-015-2517	Bamboo Top	7)	LDG-13-020-2125	Bottom Cross Beam
2)	LDG-13-019-2125	Top Cross Beam	8)	XBK-98-006-2514	Feet Leveler
3)	ZBK-01-037-0627	Screw	9)	LDG-14-054-1529	Middle Frame
4)	LDG-14-053-1730	Right Side Frame	10)	LDG-14-052-1730	Left Side Frame
5)	XGR-24-009-1015	Laundry Basket	11)	XNA-01-006-0830	Wood Dowel
6)	LNA-19-020-2100	Basket Support	12)	XXX-97-001-0001	Hex Key



WARNINGS

1. **Read and understand all instructions.** Failure to follow all instructions may result in injury and/or damage.
2. **The warnings, cautions, and instructions discussed in this manual cannot cover all possible conditions or situations that may occur.** The user must always be aware of their environment and ensure that they use the product in a safe and responsible manner.
3. **Do NOT modify the product in any way.** Unauthorized modification may impair the function and/or safety of the product and may affect the life of the product.
4. **Check for damaged parts.** Before using this product, carefully check that all parts are in good condition, and that the product will operate properly and perform its intended function. Replace damaged or worn parts and never use this product with a damaged part.
5. **Do NOT overload the product.** Below capacity is based on evenly distributed weight.

Weight capacity per laundry basket	15 lb
Weight capacity of bamboo top	50 lb
Total weight capacity of laundry station	80 lb

6. **Do NOT allow children to climb or play around the product.** Tipping may occur causing injury.
7. **Do NOT stand or lean on the product or use any part of this product as a step ladder.** Tipping may occur causing injury.
8. **Do NOT wash the laundry baskets.**
9. **Do NOT put hot items directly on bamboo top.** May cause damage and discoloration.

CARE AND MAINTENANCE

- Avoid harsh, abrasive cleaners, and other corrosive chemicals.
- Bamboo and painted parts can be cleaned with damp cloth and wiped dry immediately with dry cloth.
- Laundry bags are made of 100% polyester, wipe them clean by wet towel or sponge with mild detergent where needed.
- Bamboo can be maintained with mineral oil for best results.
- This product is designed for indoor use.

PRODUCT REGISTRATION

Thank you for purchasing a TRINITY Ecostorage® 2-Bag Bamboo Laundry Station. In order to register your product and receive streamlined customer service, please fill out the following Product Registration Form and (1) fax the form to 310.347.4134 (2) complete the Product Registration Form online at www.trinityii.com or (3) scan and email the form to customerservice@trinityii.com. Include a copy of your original receipt with your submission.

First Name: _____ Last Name: _____

Address: _____

City: _____ State: _____ Zip Code: _____

Email Address: _____ Phone: _____

Product Model #: _____ Purchase Date: ____ / ____ / ____

Location of Purchase: _____

Please rate the importance of each feature (1=least important; 10=most important)

Quality ____ Price ____ Size/Capacity ____ Appearance ____ Other ____

How did you hear about our product?

- ☐ Magazine Ad ☐ Catalog ☐ Salesperson ☐ Word of Mouth
☐ Internet ☐ Store Display ☐ Other

Marital Status:

- ☐ Single ☐ Married

Household Income:

- ☐ Below \$50,000 ☐ \$50,000-\$150,000 ☐ \$150,000+

Education:

- ☐ High School ☐ College ☐ Graduate School

Primary Residence:

- ☐ Own ☐ Rent

Comments/Suggestions:



1 YEAR LIMITED WARRANTY

TRINITY ECOSTORAGE® 2-BAG BAMBOO LAUNDRY STATION Model # TRJLWH-2114 / TRJLDG-2114

Trinity International Industries (“Trinity”) warrants to the original consumer purchaser (“Purchaser”) that Trinity’s products (each a “Product”) shall be free from defects in workmanship and materials for a period of one (1) year from the date of original purchase. Trinity’s obligation under this warranty shall be limited to repair or replacement of, or adequate compensation for the Product which shall not be greater than the amount of the purchase price of the Product, at the option of Trinity, during the warranty period. Repair or replacement of the Product will be performed within a reasonable time after notice of the defect has been provided to Trinity by the Purchaser. All replaced parts and Products become the property of Trinity and must be returned to Trinity.

This warranty excludes normal wear and tear of the Product and its parts or components, and damage arising from any of the following: negligent use or misuse of the Product, use contrary to this User’s Manual, or alteration by anyone other than Trinity. The warranty period of one (1) year shall not be extended or renewed by the repair or replacement of, or compensation for, the Product. Any warranty implied by applicable law is limited in duration to one year from the date of purchase and is subject to the same conditions and limitations as is provided for our express warranty.

No warranty or guarantee given by any person, firm, or corporation other than Trinity with respect to the Product shall be binding on Trinity.

If your Product is defective or otherwise requires service or parts, please call Trinity Customer Service toll-free at (800) 985-5506, between 5:00 a.m. and 5:00 p.m. PST. Please tell us which model you purchased, the date of the purchase, and the problem with your Product. A copy of your original purchase receipt must accompany your service request.

LIMITATION OF REMEDIES AND LIABILITY

Trinity (and its employees, officers, members, managers, affiliates and assigns) shall not be liable for any incidental, consequential, special, indirect, remote, special or punitive damages for breach of any warranty, express or implied, including, but not limited to, lost profits, lost savings, loss of anticipated benefits and attorneys’ fees, which arise out of the purchase, use or inability to use the Product, whether arising out of contract, negligence, strict tort, product liability, or any other legal theory on which a claim is based. As noted above, to the extent damages are allowed by our express warranty or by applicable law, those damages may not exceed the purchase price paid for the Product. Without limiting the foregoing, Purchaser assumes all risk and liability for loss, damage, or injury to Purchaser and Purchaser’s property and to others and their property arising out of the use, misuse, or inability to use the Product. This limited warranty shall not extend to anyone other than the original purchaser of the Product, is nontransferable, and states your exclusive remedy.

Some States do not allow limitations on how long an implied warranty lasts, so the above limitation may not apply to you. Some States do not allow the exclusion or limitation of incidental, consequential, special, or punitive damages, so the above limitation or exclusion may not apply to you. This warranty gives you specific legal rights, and you may have other rights which vary from State to State.

CONTACT US

**QUESTIONS? NEED PARTS?
WE ARE HERE TO HELP!**

Please feel free to contact us. There are no questions too small, or any problems too big. We're committed to providing our customers with the highest level of service.

TRINITY Customer Service

TEL: 800.985.5506

FAX: 310.347.4134

EMAIL: customerservice@trinityii.com

**Monday through Friday
5:00 AM – 5:00 PM (PST)**

www.trinityii.com