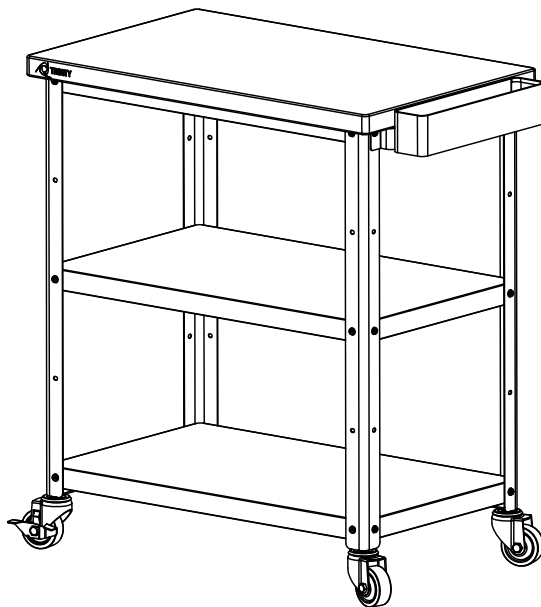




OWNER'S MANUAL



TRINITY 32" BAMBOO AND METAL KITCHEN CART W/ SIDE RACK Model # TSCPWH-1423 / TSCPDG-1423

Important / Important / Importante

FOR 3D ASSEMBLY INSTRUCTIONS

POUR DES DIRECTIVES D'ASSEMBLAGE 3D

PARA INSTRUCCIONES DE ENSAMBLAJE EN 3D



BILT.

Intelligent Instructions
Directives intelligentes
Instrucciones Inteligentes



DOWNLOAD THE FREE APP | TÉLÉCHARGER L'APPLICATION GRATUITE | DESCARGUE LA APLICACIÓN GRATUITA

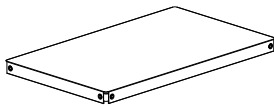
PARTS LIST

Your TRINITY 32" Bamboo and Metal Kitchen Cart w/ Side Rack should include the following parts. Please inspect box contents to ensure you have received all components.

If you are missing any parts, need assistance with assembly or have questions, please contact TRINITY Customer Service: 800.985.5506 or customerservice@trinityii.com. Parts can also be requested online via "Contact Us" section at www.trinityii.com.

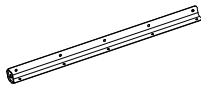
You will NOT need additional tools for assembly.

A



SHELF (3)

B



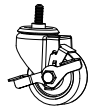
LEG (4)

C



**NON-LOCKING
CASTER (2)**

D



**LOCKING
CASTER (2)**

E



WASHER (24)

F



BOLT (24)

G



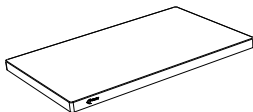
HEX KEY (1)

H



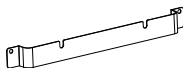
WRENCH (1)

I



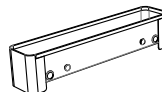
BAMBOO TOP (1)

J



RACK MOUNT (1)

K



SIDE RACK (1)

ASSEMBLY INSTRUCTIONS


STEP 1

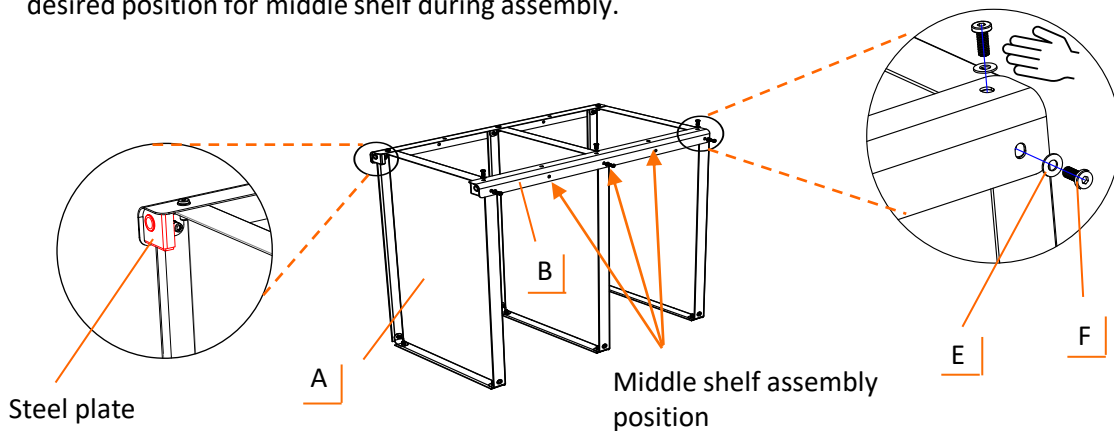
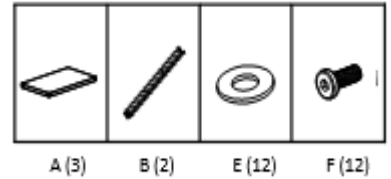
Two people are recommended for ease of assembly.

Attach (3) SHELVES (A) to (2) LEGS (B) on same side using (12) WASHERS (E) and (12) BOLTS (F) as shown.

Note:

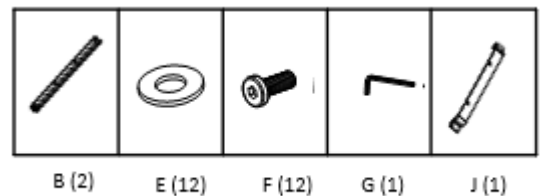
- End with a steel plate welded is bottom end of leg.
- Middle shelf position can be adjusted. Choose your desired position for middle shelf during assembly.

 Only hand tighten BOLTS (F). Do not fully tighten until Step 2.



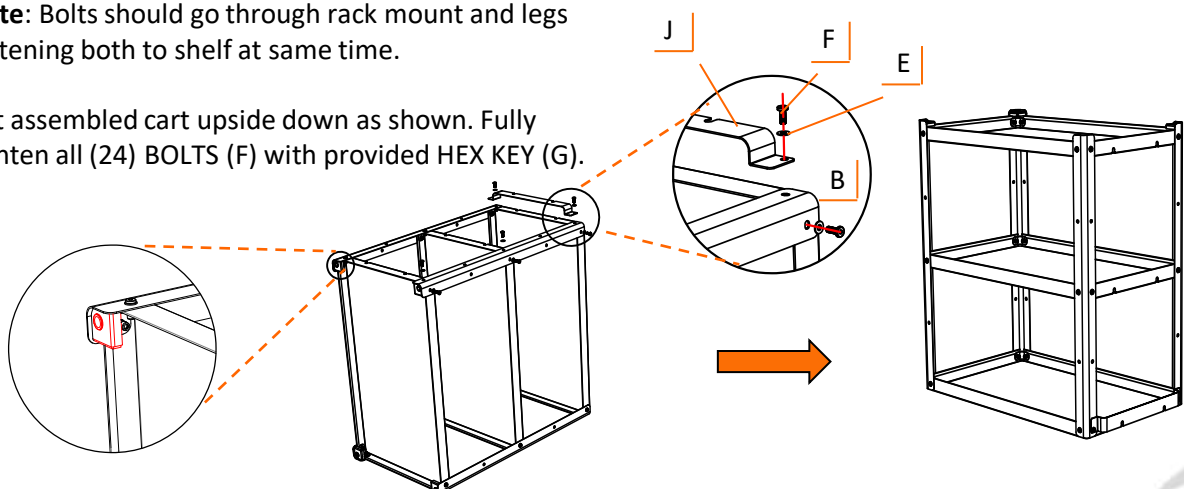
STEP 2

Carefully turn over partially assembled unit from step 1 onto other side. Repeat step 1 to assemble remaining (2) LEGS (B) and RACK MOUNT (J) as shown.



Note: Bolts should go through rack mount and legs fastening both to shelf at same time.

Put assembled cart upside down as shown. Fully tighten all (24) BOLTS (F) with provided HEX KEY (G).

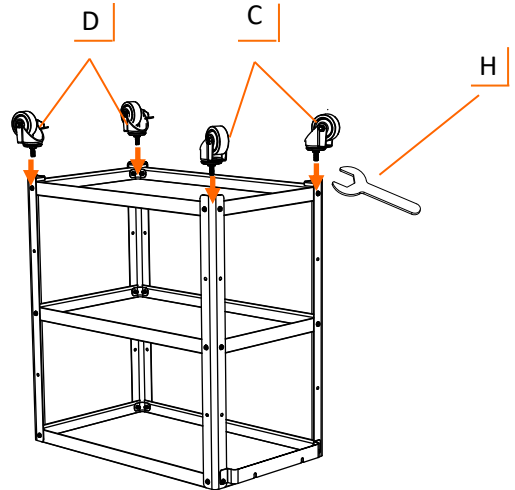
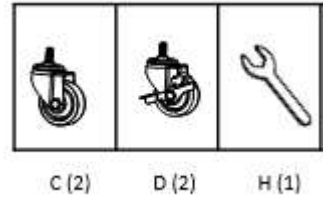


ASSEMBLY INSTRUCTIONS

STEP 3

Screw each CASTER (C & D) into threaded nut at bottom of each leg. Turn clockwise to screw in place. Make sure LOCKING CASTERS (D) are on same side.

Note: Use provided WRENCH (H) to tighten all casters completely. Failure to do as instructed could result in caster stem breaking.

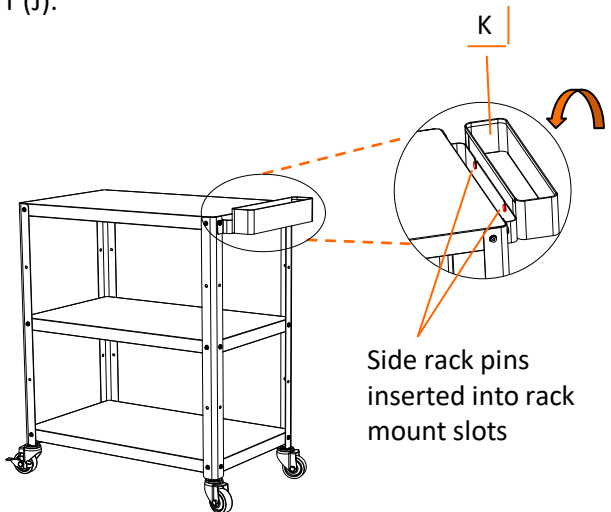
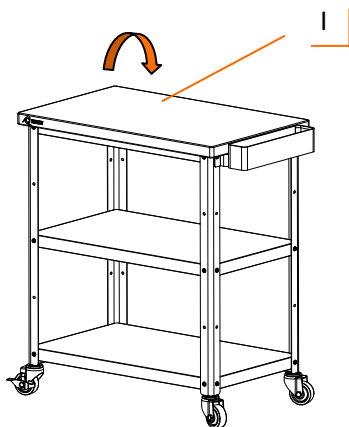
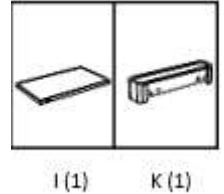


STEP 4

Stand cart right side up.

Place BAMBOO TOP (I) on top of cart.

Hang SIDE RACK (K) on RACK MOUNT (J) by inserting two pins on SIDE RACK (K) into two open slots on RACK MOUNT (J).

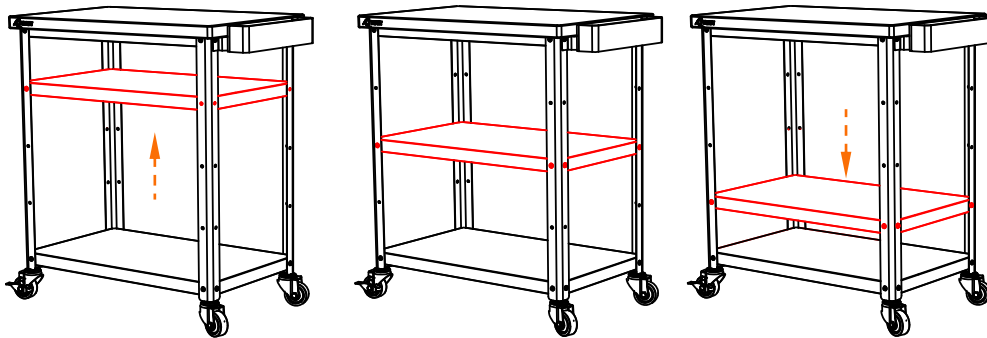


USAGE INSTRUCTIONS

SHELF HEIGHT ADJUSTMENT

Height of middle shelf can be adjusted. Before adjusting, remove bamboo top and side rack, and ensure all items have been removed from shelves.

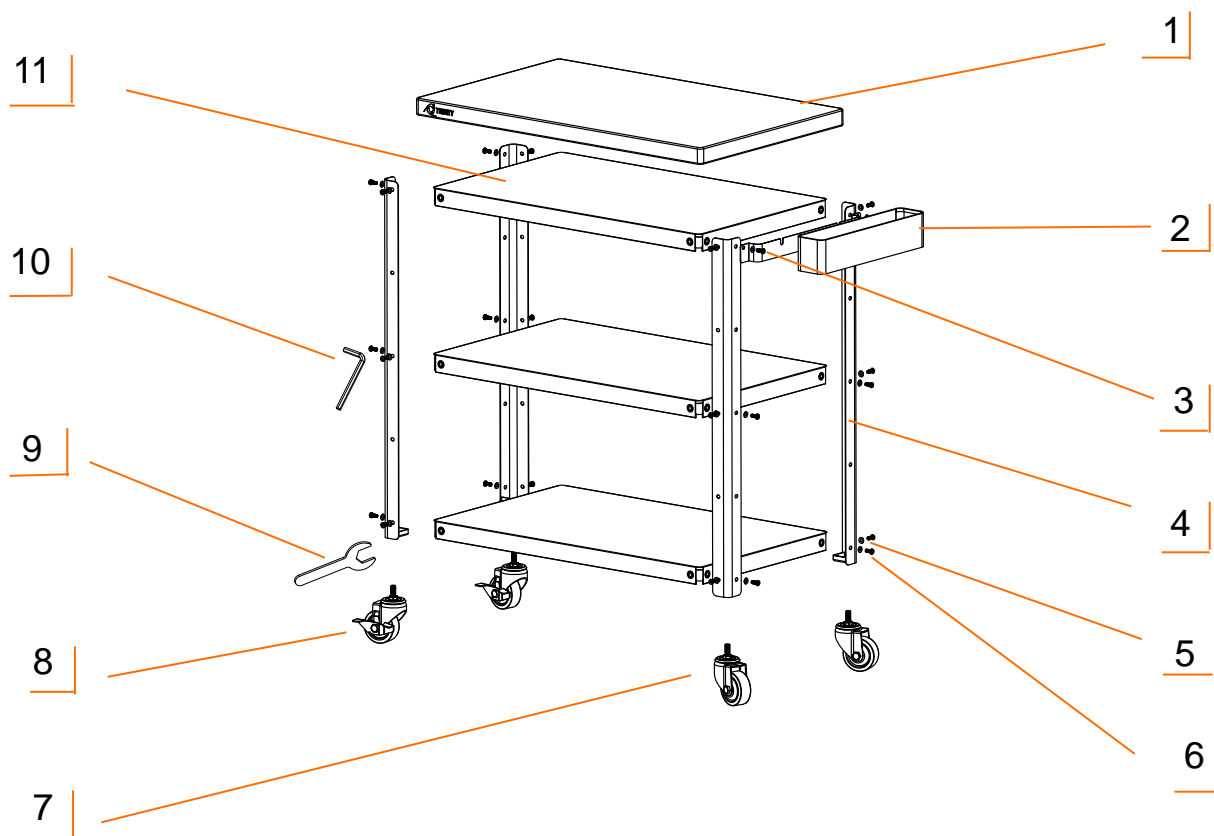
Unscrew (8) BOLTS (F) and (8) WASHERS (E) unfastening middle shelf from legs. Tilt middle shelf diagonally to move it up or down to your desired height. Attach middle shelf to LEGS (B) with (8) BOLTS (F) and (8) WASHERS (E). Fully tighten BOLTS (F) with hex key.



SERVICE PARTS LIST – TSCPWH-1423

TRINITY Customer Service provides the following replacement parts:

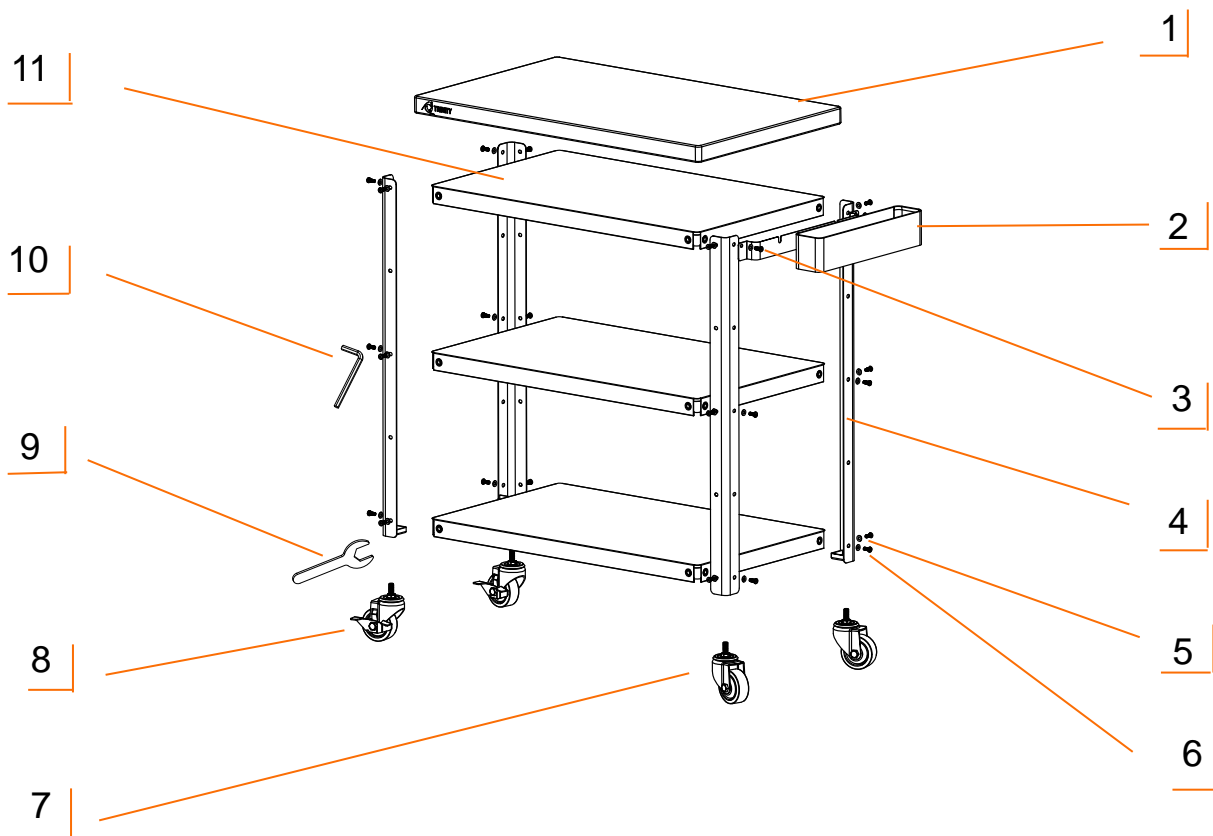
Part Number	Description	Part Number	Description
1) ONA-20-009-3220	Bamboo Top	7) ZSV-99-033-3010	Non-locking Caster
2) PWH-21-027-1403	Side Rack	8) ZSV-99-032-3010	Locking Caster
3) PWH-19-021-1665	Rack Mount	9) XXX-97-002-0008	Wrench
4) PWH-04-061-3200	Leg	10) XXX-97-001-0003	Hex Key
5) ZSV-01-007-0613	Washer	11) PWH-03-104-3018	Shelf
6) ZSV-01-002-0615	Bolt		



SERVICE PARTS LIST – TSCPDG-1423

TRINITY Customer Service provides the following replacement parts:

Part Number	Description	Part Number	Description
1) ONA-20-009-3220	Bamboo Top	7) ZSV-99-033-3010	Non-locking Caster
2) PDG-21-027-1403	Side Rack	8) ZSV-99-032-3010	Locking Caster
3) PDG-19-021-1665	Rack Mount	9) XXX-97-002-0008	Wrench
4) PDG-04-061-3200	Leg	10) XXX-97-001-0003	Hex Key
5) ZSV-01-007-0613	Washer	11) PDG-03-104-3018	Shelf
6) ZSV-01-002-0615	Bolt		



WARNINGS

1. **Read and understand all instructions.** Failure to follow all instructions may result in injury and / or damage.
2. **Tighten all casters completely by using the wrench.** Failure to do as instructed could result in the caster stem breaking, thereby causing the product to collapse.
3. **The warnings, cautions, and instructions discussed in this manual cannot cover all possible conditions or situations that may occur.** The user must always be aware of the environment and ensure to use the product in a safe and responsible manner.
4. **Do NOT modify the product in any way.** Unauthorized modification may impair the function and / or safety of the product, and may affect the life of the product. Any modifications will void product warranty.
5. **Check for damaged parts.** Before using this product, carefully check that all parts are in good condition, and that the product will operate properly and perform its intended function. Check for damaged parts and any other conditions that may affect the operation of this product. Replace damaged or worn parts, and never use this product with a damaged part.
6. **Do NOT overload the product.**

Weight capacity of Side Rack (evenly distributed)	15 lb
Weight capacity per Top/Shelf (evenly distributed)	100 lb
Total weight capacity of Cart (evenly distributed)	315 lb

7. **Do NOT allow children to climb or play around the product.** Tipping may occur causing injury.
8. **Do NOT stand or lean on the product or use any part of this product as a step ladder.** Tipping may occur causing injury.
9. **Do NOT roll the product on an uneven surface.** Only move the product on a smooth surface. Rolling over rough or uneven surface may cause casters to break or items on the product to fall, resulting in injury and / or damage.
10. **Wood and laminate flooring can be scratched or dented.** Ensure your flooring can bear the weight of loaded product before rolling loaded product across your flooring.
11. **Lock all locking casters when leaving the product in stationary position.**
12. **Make sure that casters are LOCKED when using bamboo top as a cutting or work surface.**
13. **Load the product evenly and place the heaviest items on the lower shelves.**
14. **Do NOT leave knives or sharp objects on the bamboo top unattended.**

CARE AND MAINTENANCE

- Avoid harsh, abrasive cleaners, and other corrosive chemicals.
- Bamboo top can be cleaned with damp cloth and wiped dry immediately with dry cloth.
- Bamboo top should be hand washed only and periodically treated with food safe oil.
- Clean up any spills immediately to prevent stains from forming on bamboo top.
- Do not put hot items directly on bamboo top to prevent damaging and discoloring bamboo surface.
- The product is designed for indoor use.

PRODUCT REGISTRATION

Thank you for purchasing a TRINITY 32" Bamboo and Metal Kitchen Cart w/ Side Rack. In order to register your product and receive streamlined customer service, please fill out the following Product Registration Form and (1) fax the form to 310.347.4134 (2) complete the Product Registration Form online at www.trinityii.com or (3) scan and email the form to customerservice@trinityii.com. Include a copy of your original receipt with your submission.

First Name: _____ Last Name: _____

Address: _____

City: _____ State: _____ Zip Code: _____

Email Address: _____ Phone: _____

Product Model #: _____ Purchase Date: ____ / ____ / ____

Location of Purchase: _____

Please rate the importance of each feature (1=least important; 10=most important)

Quality ____ Price ____ Size/Capacity ____ Appearance ____ Other ____

How did you hear about our product?

- ☐ Magazine Ad ☐ Catalog ☐ Salesperson ☐ Word of Mouth
☐ Internet ☐ Store Display ☐ Other

Marital Status:

- ☐ Single ☐ Married

Household Income:

- ☐ Below \$50,000 ☐ \$50,000-\$150,000 ☐ \$150,000+

Education:

- ☐ High School ☐ College ☐ Graduate School

Primary Residence:

- ☐ Own ☐ Rent

Comments/Suggestions:

1 YEAR LIMITED WARRANTY

TRINITY 32" BAMBOO AND METAL KITCHEN CART W/ SIDE RACK Model # TSCPWH-1423 / TSCPDG-1423

Trinity International Industries ("Trinity") warrants to the original consumer purchaser ("Purchaser") of the TRINITY 32" Bamboo and Metal Kitchen Cart w/ Side Rack ("Product") that each Product shall be free from defects in workmanship and materials for a period of 1 year from the date of original purchase. Trinity's obligation under this warranty shall be limited to repair or replacement of, or adequate compensation for the Product which shall not be greater than the amount of the purchase price of the Product, at the option of Trinity, during the warranty period. All replaced parts and Products become the property of Trinity and must be returned to Trinity.

This warranty excludes normal wear and tear of the Product and its parts or components, and damage arising from any of the following: negligent use or misuse of the Product, use contrary to this User's Manual, or alteration by any one other than Trinity. The warranty period of 1 year shall not be extended or renewed by the repair or replacement of, or compensation for, the Product. Any warranty implied by applicable law is limited in duration to one year from the date of purchase and is subject to the same conditions and limitations as is provided for our express warranty.

Except as set forth herein, and to the extent of applicable there are no warranties on this Product either express or implied, and Trinity disclaims all warranties including, but not limited to, any implied warranties of merchantability, infringement or fitness for a particular purpose. No warranty or guarantee given by any person, firm, or corporation with respect to this product shall be binding on Trinity.

If your Product is defective or otherwise requires service or parts, please call TRINITY Customer Service toll-free at (800) 985-5506, between 5:00 a.m. and 5:00 p.m., PST. Please tell us which model you purchased, the date of the purchase, and the problem with your Product. A copy of your original purchase receipt must accompany your service request.

LIMITATION OF REMEDIES AND LIABILITY

Trinity (and its employees, officers, members, managers, affiliates and assigns) shall not be liable for any incidental, consequential, special, indirect, remote, special or punitive damages for breach of any warranty, express or implied, including, but not limited to, lost profits, lost savings, loss of anticipated benefits and attorneys' fees, which arise out of the purchase, use or inability to use the Product, whether arising out of contract, negligence, strict tort, product liability, or any other legal theory on which a claim is based. As noted above, to the extent damages are allowed by our express warranty or by applicable law, those damages may not exceed the purchase price paid for the Product. Without limiting the foregoing Purchaser assumes all risk and liability for loss, damage or injury to Purchaser and Purchaser's property and to others and their property arising out of the use, misuse, or inability to use this Product. This limited warranty shall not extend to anyone other than the original purchaser of this product, is nontransferable and states your exclusive remedy.

Some states do not allow the exclusion or limitation of incidental, consequential, special, or punitive damages, so the above limitation or exclusion may not apply to you. The above warranty gives you specific legal rights, and you may have other rights which vary from state to state.

CONTACT US

**QUESTIONS? NEED PARTS?
WE ARE HERE TO HELP!**

Please feel free to contact us. There are no questions too small, or any problems too big. We're committed to providing our customers with the highest level of service.

TRINITY Customer Service

TEL: 800.985.5506

FAX: 310.347.4134

EMAIL: customerservice@trinityii.com

**Monday through Friday
5:00 AM – 5:00 PM (PST)**

www.trinityii.com