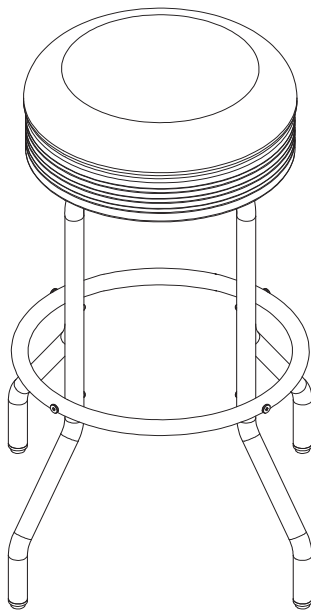




OWNER'S MANUAL



TRINITY 25" SWIVEL COUNTER STOOL Model # TWEXBK-1103 / TWEXBK-11032

Important / Important / Importante

FOR 3D ASSEMBLY INSTRUCTIONS
POUR DES DIRECTIVES D'ASSEMBLAGE 3D
PARA INSTRUCCIONES DE ENSAMBLAJE EN 3D



BILT.[®]

Intelligent Instructions
Directives intelligentes
Instrucciones Inteligentes



DOWNLOAD THE FREE APP | TÉLÉCHARGER L'APPLICATION GRATUITE | DESCARGUE LA APLICACIÓN GRATUITA

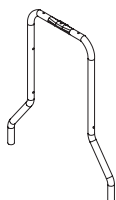
PARTS LIST

Your TRINITY 25" Swivel Counter Stool should include the following parts. Please inspect box contents to ensure you have received all components.

If you are missing any parts, need assistance with assembly or have questions, please contact TRINITY Customer Service: 800.985.5506 or customerservice@trinityii.com. Parts can also be requested online via our "Contact Us" section at www.trinityii.com.

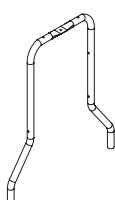
All tools required for assembly are included.

A



STOOL LEG (1)

B



**STOOL LEG
w/ flat center (1)**

C



STOOL FEET (4)

D



FEET LEVELER (4)

E



LEG RING (1)

F



**1/4" * 1-1/4"
SCREW (5)**

G



**1/4" * 5/8"
CAP NUT (4)**

H



NUT (5)

I



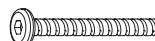
WASHER (5)

J



BASE PLATE (1)

K



**1/4" * 1-3/4"
SCREW (4)**

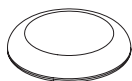
L



SPACER (4)

PARTS LIST

M



SEAT (1)

N



SEAT RING (1)

O



**3/16" * 1/2"
SCREW (4)**

P



**1/4" * 3/4"
SCREW (4)**

Q



HEX KEY (1)

R



WRENCH (1)

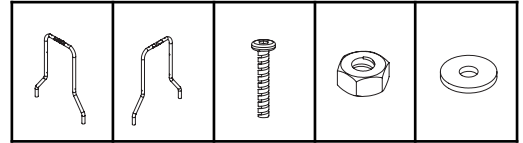
ASSEMBLY INSTRUCTIONS

STEP 1

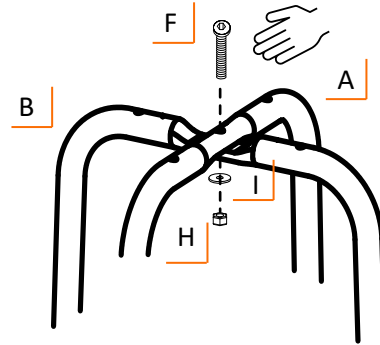
Put STOOL LEG (A) on top of STOOL LEG (B), fasten with SCREW (F) from top and WASHER (I) and NUT (H) from bottom.

Note: STOOL LEG (B) has flat center on top.

⚠ Only hand tighten SCREW (F). Do not fully tighten until finished Step 2.



A (1) B (1) F (1) H (1) I (1)

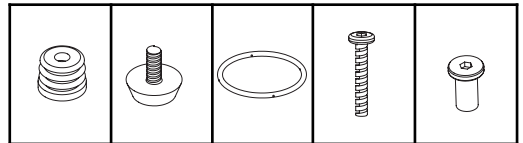


STEP 2

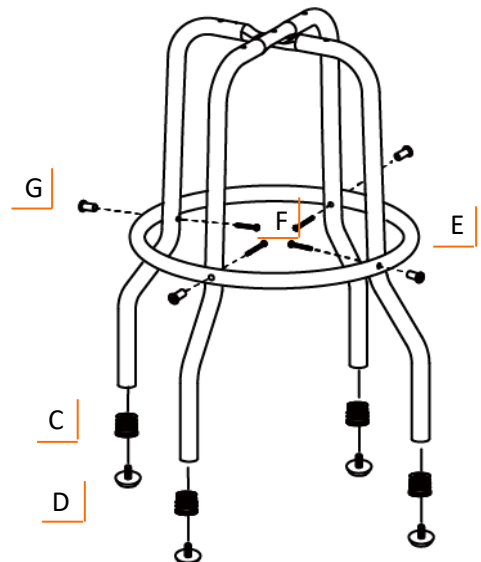
Once STOOL LEGS (A + B) are secured, turn legs upside down and hammer in STOOL FEET (C). Screw FEET LEVELERS (D) into STOOL FEET (C).

Turn legs right side up. Place LEG RING (E) around STOOL LEGS (A+B) and slide into place. Align holes on LEG RING (E) with holes on legs, tighten with SCREW (F) from inside and CAP NUT (G) from outside.

⚠ Hand tighten ALL SCREWS first to ensure easy of alignment. Fully tighten ALL SCREWS with HEX KEY.



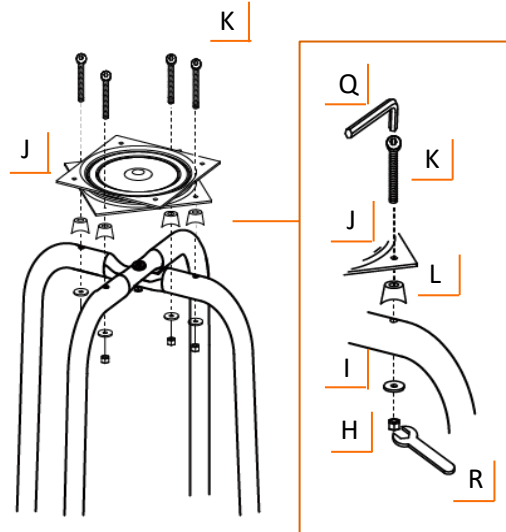
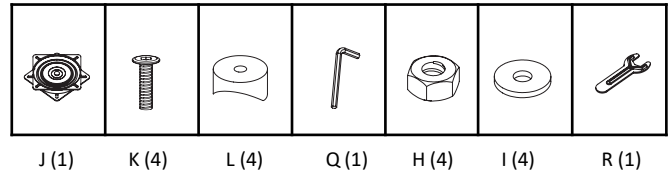
C (4) D (4) E (1) F (4) G (4)



ASSEMBLY INSTRUCTIONS

STEP 3

Take out BASE PLATE (J) and turn top so that top and bottom are at a 45 degree angle. Put BASE PLATE (J) on legs. Insert SPACER (L) between BASE PLATE (J) and legs. Tighten with SCREW (K) from top, and WASHER (I) and NUT (H) from bottom.

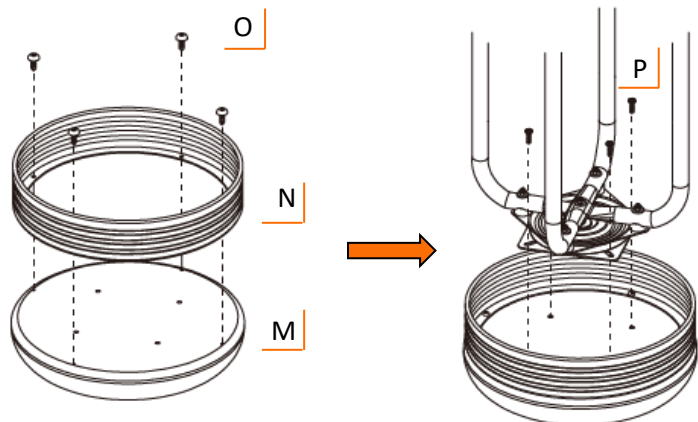
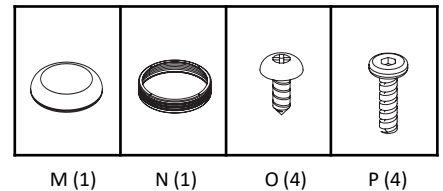


STEP 4

Attach SEAT RING (N) to SEAT (M) with SCREW (O). Center SEAT RING (N) by aligning holes on SEAT RING (N) with white dots on SEAT (M).

Lay SEAT (M) on ground and attach legs while stool is upside down. Attach BASE PLATE (J) to SEAT (M) with SCREW (P).

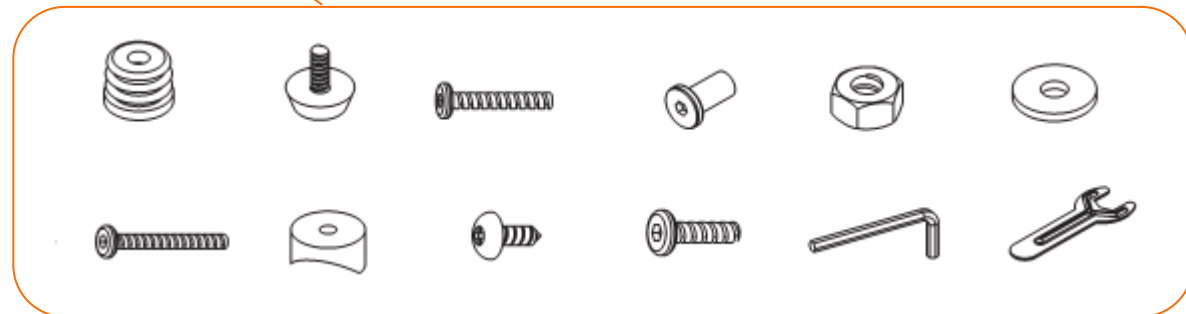
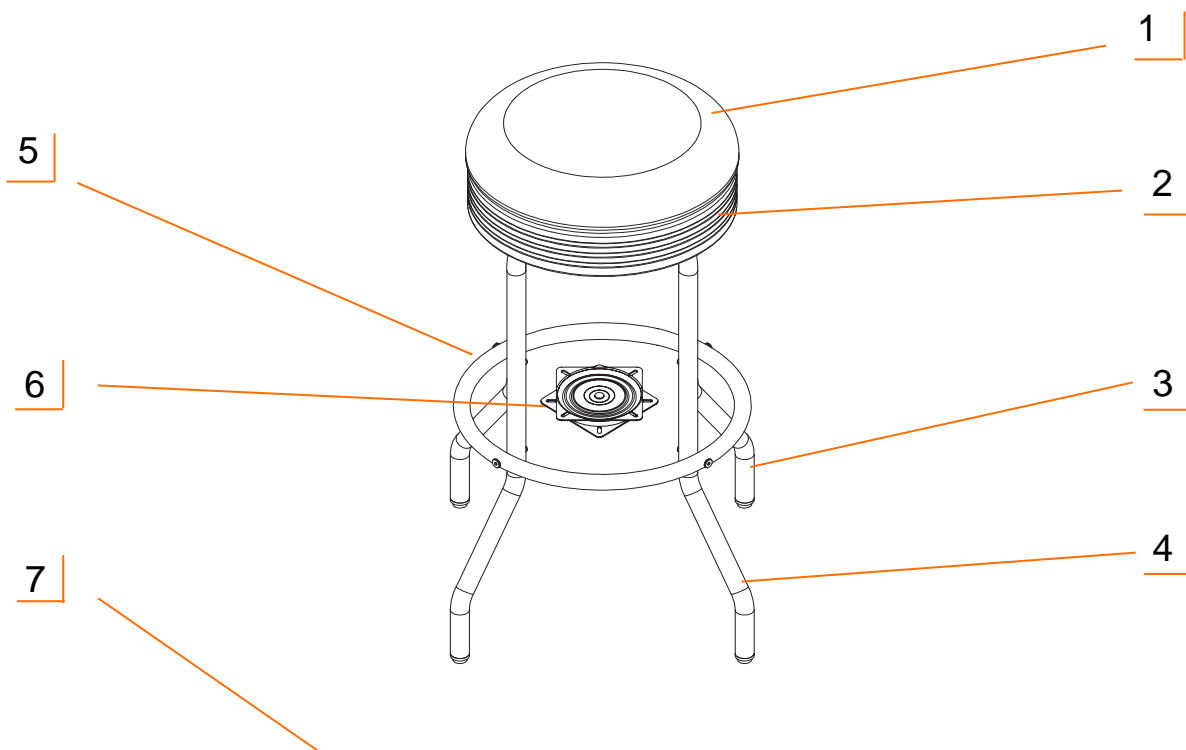
Ensure all screws are tightened.



SERVICE PARTS LIST – TWEXBK-1103 / TWEXBK-11032

TRINITY Customer Service provides the following replacement parts:

Part Number	Description	Part Number	Description
1) XBK-25-001-0002	Stool Seat	5) CSV-25-002-0004	Leg Ring
2) CSV-25-001-0003	Seat Ring	6) ZSV-02-013-0001	Base Plate
3) CSV-25-002-0006	Stool Leg	7) ZSV-02-011-0038	Hardware Kit
4) CSV-25-002-0007	Stool Leg		



WARNINGS

1. **Read and understand all instructions.** Failure to follow all instructions may result in injury and/or damage.
2. **The warnings, cautions, and instructions discussed in this manual cannot cover all possible conditions or situations that may occur.** The user must always be aware of their environment and ensure that they use the product in a safe and responsible manner.
3. **Do NOT modify the product in any way.** Unauthorized modification may impair the function and/or safety of the product and may affect the life of the product. Any modifications will void warranty.
4. **Check for damaged parts.** Before using this product, carefully check that all parts are in good condition, and that the product will operate properly and perform its intended function. Check for damaged parts and any other conditions that may affect the operation of this product. Replace damaged or worn parts and never use this product with a damaged part.
5. **Do NOT overload the product.**

Total weight capacity per stool	300 lb
---------------------------------	--------

6. **Do NOT allow children to climb or play around the product.** Tipping may occur causing injury.
7. **Do NOT stand or lean on the product or use this product as a step ladder.** Tipping may occur causing injury.
8. **Only use the product on an even and stable surface.**
9. **Do NOT leave knives or sharp objects on the seat unattended.**

CARE AND MAINTENANCE

- Avoid harsh, abrasive cleaners, and other corrosive chemicals.
- Wipe with a dry cloth as needed to remove dust and dirt.
- Do not use metal scouring pad for cleaning. Most stains can be removed by using a mild soap and a soft-bristled brush.
- Avoid placing any direct heat source on or near seat.
- This product is designed for indoor use only. Outdoor use is not recommended.



PRODUCT REGISTRATION

Thank you for purchasing a TRINITY 25" Swivel Counter Stool. In order to register your product and receive streamlined customer service, please fill out the following Product Registration Form and (1) fax the form to 310.347.4134 (2) complete the Product Registration Form online at www.trinityii.com or (3) scan and email the form to customerservice@trinityii.com. Include a copy of your original receipt with your submission.

First Name: _____ Last Name: _____

Address: _____

City: _____ State: _____ Zip Code: _____

Email Address: _____ Phone: _____

Product Model #: _____ Purchase Date: ____ / ____ / ____

Location of Purchase: _____

Please rate the importance of each feature (1=least important; 10=most important)

Quality ____ Price ____ Size/Capacity ____ Appearance ____ Other ____

How did you hear about our product?

- ☐ Magazine Ad ☐ Catalog ☐ Salesperson ☐ Word of Mouth
☐ Internet ☐ Store Display ☐ Other

Marital Status: ☐ Single ☐ Married

Household Income: ☐ Below \$50,000 ☐ \$50,000-\$150,000 ☐ \$150,000+

Education: ☐ High School ☐ College ☐ Graduate School

Primary Residence: ☐ Own ☐ Rent

Comments/Suggestions:



1 YEAR LIMITED WARRANTY

TRINITY 25" SWIVEL COUNTER STOOL Model # TWEXBK-1103 / TWEXBK-11032

Trinity International Industries ("Trinity") warrants to the original consumer purchaser ("Purchaser") of the TRINITY 25" Swivel Counter Stool ("Product") that each Product shall be free from defects in workmanship and materials for a period of 1 year from the date of original purchase. Trinity's obligation under this warranty shall be limited to repair or replacement of, or adequate compensation for the Product which shall not be greater than the amount of the purchase price of the Product, at the option of Trinity, during the warranty period. All replaced parts and Products become the property of Trinity and must be returned to Trinity.

This warranty excludes normal wear and tear of the Product and its parts or components, and damage arising from any of the following: negligent use or misuse of the Product, use contrary to this User's Manual, or alteration by any one other than Trinity. The warranty period of 1 year shall not be extended or renewed by the repair or replacement of, or compensation for, the Product. Any warranty implied by applicable law is limited in duration to one year from the date of purchase and is subject to the same conditions and limitations as is provided for our express warranty.

Except as set forth herein, and to the extent of applicable there are no warranties on this Product either express or implied, and Trinity disclaims all warranties including, but not limited to, any implied warranties of merchantability, infringement or fitness for a particular purpose. No warranty or guarantee given by any person, firm, or corporation with respect to this product shall be binding on Trinity.

If your Product is defective or otherwise requires service or parts, please call TRINITY Customer Service toll-free at (800) 985-5506, between 5:00 a.m. and 5:00 p.m., PST. Please tell us which model you purchased, the date of the purchase, and the problem with your Product. A copy of your original purchase receipt must accompany your service request.

LIMITATION OF REMEDIES AND LIABILITY

Trinity (and its employees, officers, members, managers, affiliates and assigns) shall not be liable for any incidental, consequential, special, indirect, remote, special or punitive damages for breach of any warranty, express or implied, including, but not limited to, lost profits, lost savings, loss of anticipated benefits and attorneys' fees, which arise out of the purchase, use or inability to use the Product, whether arising out of contract, negligence, strict tort, product liability, or any other legal theory on which a claim is based. As noted above, to the extent damages are allowed by our express warranty or by applicable law, those damages may not exceed the purchase price paid for the Product. Without limiting the foregoing Purchaser assumes all risk and liability for loss, damage or injury to Purchaser and Purchaser's property and to others and their property arising out of the use, misuse, or inability to use this Product. This limited warranty shall not extend to anyone other than the original purchaser of this product, is nontransferable and states your exclusive remedy.

Some states do not allow the exclusion or limitation of incidental, consequential, special, or punitive damages, so the above limitation or exclusion may not apply to you. The above warranty gives you specific legal rights, and you may have other rights which vary from state to state.

CONTACT US

**QUESTIONS? NEED PARTS?
WE ARE HERE TO HELP!**

Please feel free to contact us. There are no questions too small, or any problems too big. We're committed to providing our customers with the highest level of service.

TRINITY Customer Service

TEL: 800.985.5506

FAX: 310.347.4134

EMAIL: customerservice@trinityii.com

**Monday through Friday
5:00 AM – 5:00 PM (PST)**

www.trinityii.com