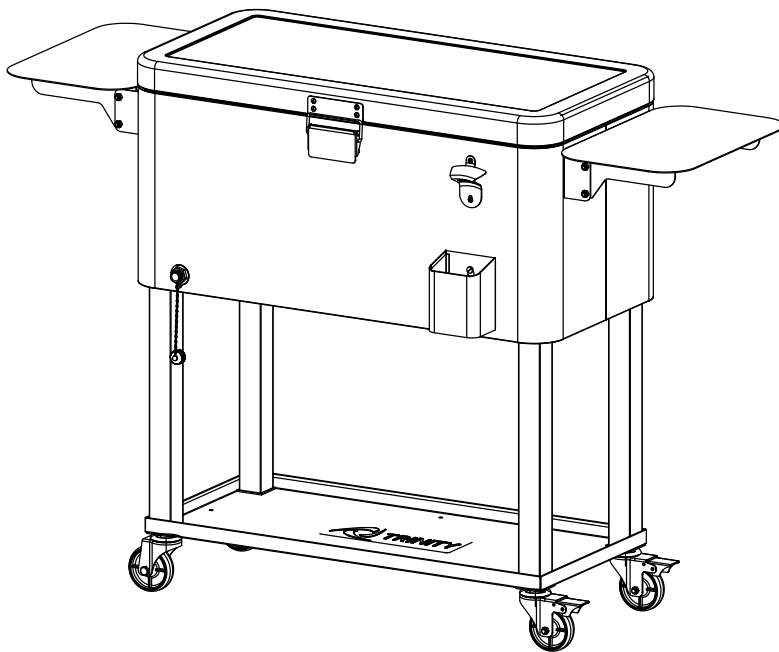




## OWNER'S MANUAL



### TRINITY 80 QT STAINLESS STEEL COOLER W/ FOLDABLE SIDE SHELVES & COVER Model # TXK-0814

Important / Important / Importante

FOR 3D ASSEMBLY INSTRUCTIONS  
POUR DES DIRECTIVES D'ASSEMBLAGE 3D  
PARA INSTRUCCIONES DE ENSAMBLAJE EN 3D



# BILT.

Intelligent Instructions  
Directives intelligentes  
Instrucciones Inteligentes



DOWNLOAD THE FREE APP | TÉLÉCHARGER L'APPLICATION GRATUITE | DESCARGUE LA APLICACIÓN GRATUITA

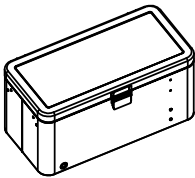
# PARTS LIST

Your TRINITY 80 Qt Stainless Steel Cooler w/ Foldable Side Shelves & Cover should include the following parts. Please inspect box contents to ensure you have received all components.

If you are missing any parts, need assistance with assembly or have questions, please contact TRINITY Customer Service: 800.985.5506 or [customerservice@trinityii.com](mailto:customerservice@trinityii.com). Parts can also be requested online via "Contact Us" section at [www.trinityii.com](http://www.trinityii.com).

All tools required for assembly are included.

**A**



**TUB (1)**

**B**



**SIDE SHELF (2)**

**C**



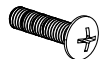
**BOTTOM SHELF (1)**

**D**



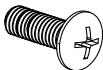
**LEG (4)**

**E**



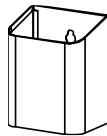
**SMALL SCREW(10)**  
M4x16

**F**



**LARGE SCREW (8)**  
M6x15  
preinstalled on side of tub

**G**



**CAP CATCHER (1)**

**H**



**BOTTLE  
OPENER (1)**

**I**



**DRAIN PLUG (1)**

**J**



**LOCKING  
CASTER (2)**

**K**



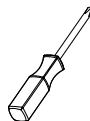
**NON-LOCKING  
CASTER (2)**

**L**



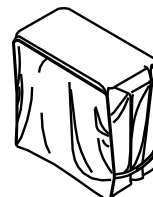
**WRENCH (1)**

**M**



**SCREWDRIVER (1)**

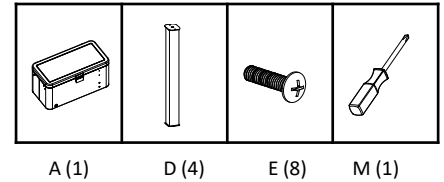
**N**



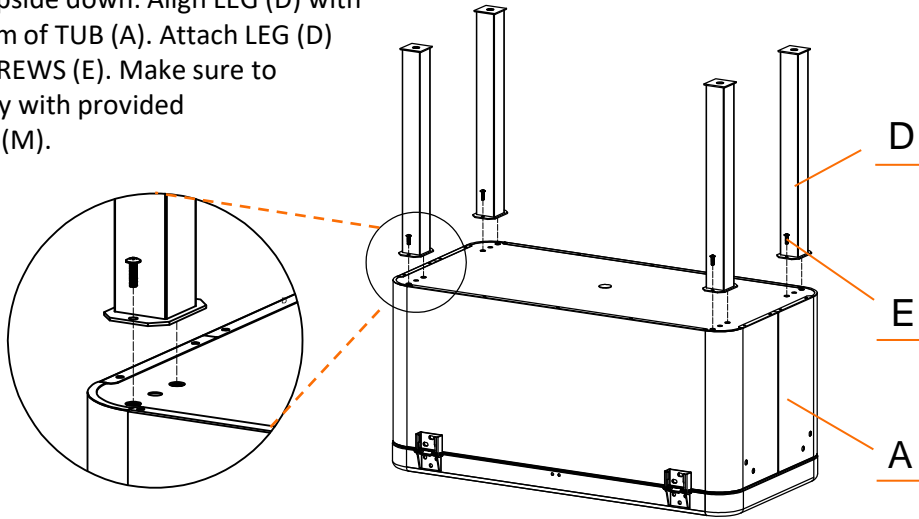
**COVER (1)**

# ASSEMBLY INSTRUCTIONS

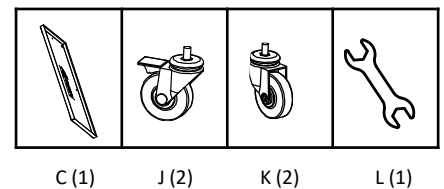
## STEP 1



Turn TUB (A) upside down. Align LEG (D) with holes on bottom of TUB (A). Attach LEG (D) with SMALL SCREWS (E). Make sure to tighten securely with provided SCREWDRIVER (M).



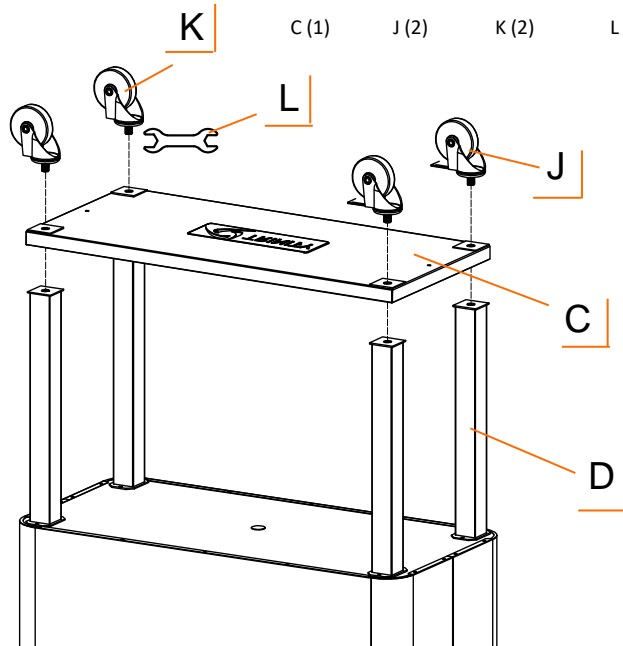
## STEP 2



Align holes in BOTTOM SHELF (C) with bottom of LEG (D), making sure that shelf lip is facing TUB (A). Screw LOCKING CASTER (J) into bottom of LEG (D), securing BOTTOM SHELF (C) in between. Make sure LOCKING CASTERS (J) are installed on same side. Repeat to install NON-LOCKING CASTERS (K) on other side.

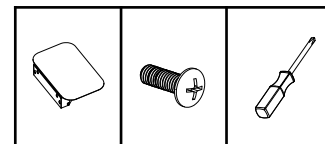
Tighten CASTERS (J + K) completely with provided WRENCH (L).

**Use provided caster wrench to tighten completely. Failure to do as instructed could result in caster stem breaking.**



# ASSEMBLY INSTRUCTIONS

## STEP 3



B (2)

F (8)

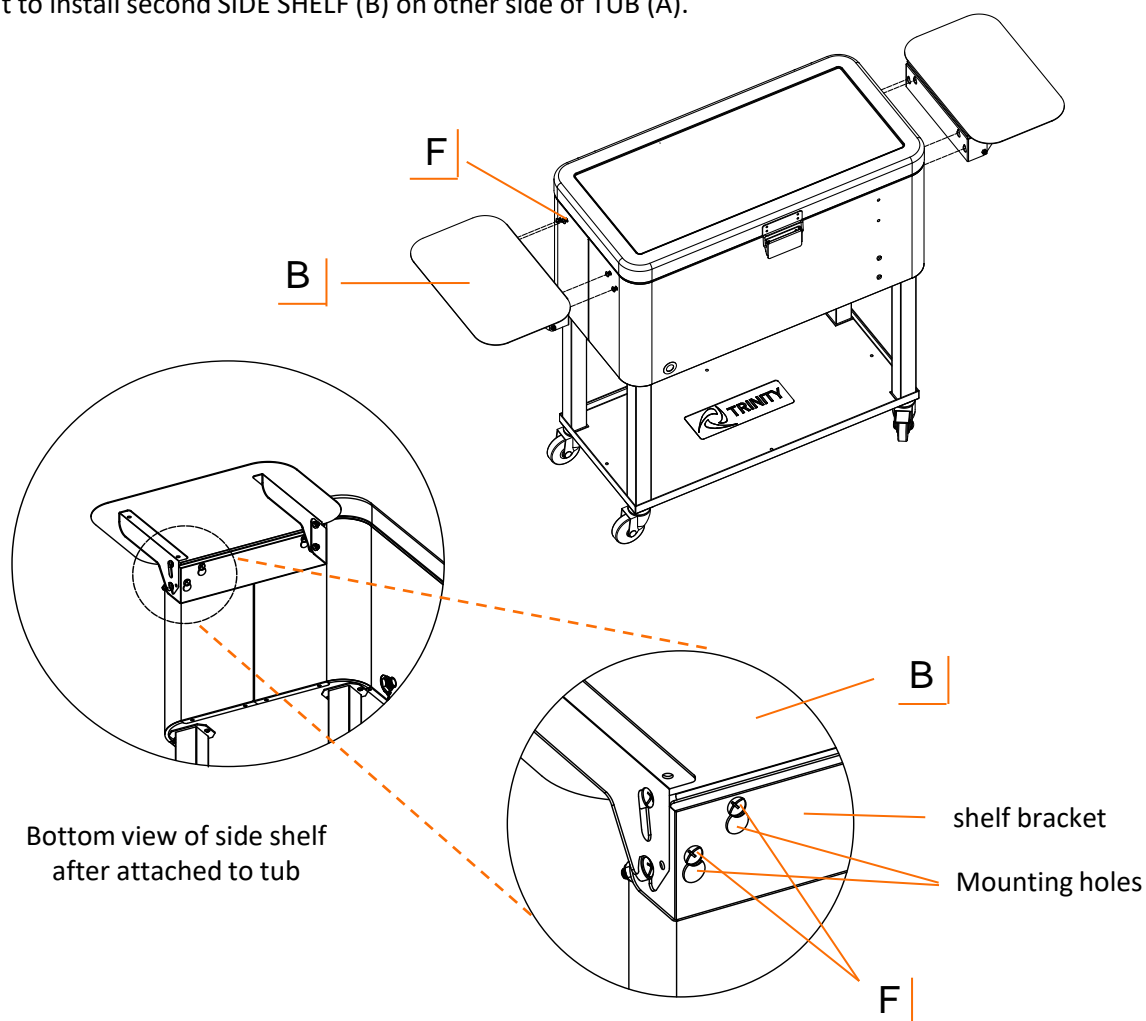
M (1)

Turn cooler right side up.

Loosen LARGE SCREWS (F) that are preinstalled on side of TUB (A). Hang SIDE SHELF (B) on LARGE SCREWS (F) by inserting LARGE SCREWS (F) into mounting holes of SIDE SHELF (B).

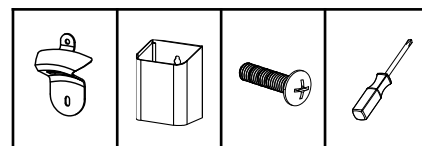
With SIDE SHELF (B) in up position, check to ensure shelf bracket is seated fully on mounting holes. Tighten LARGE SCREWS (F) from underside of SIDE SHELF (B) with provided SCREWDRIVER (M).

Repeat to install second SIDE SHELF (B) on other side of TUB (A).



# ASSEMBLY INSTRUCTIONS

## STEP 4



H (1)

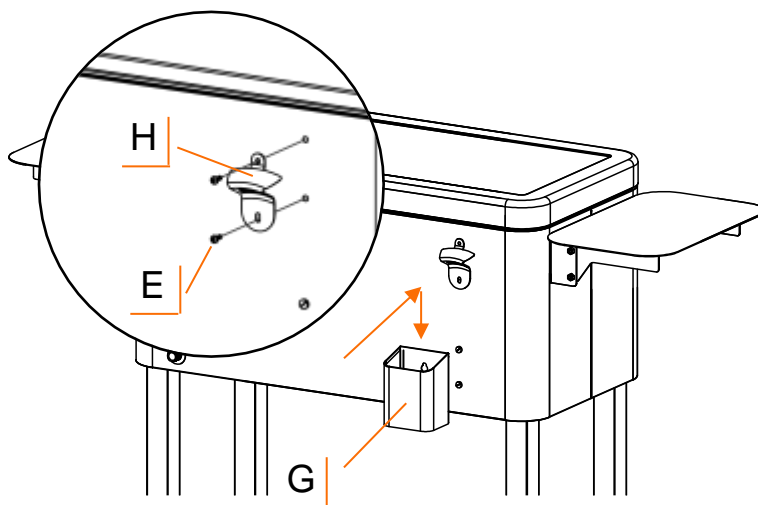
G (1)

E (2)

M (1)

Attach BOTTLE OPENER (H) to TUB (A) front using SMALL SCREWS (E).

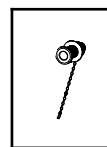
Attach CAP CATCHER (G) to TUB (A) front by sliding it down on metal notch.



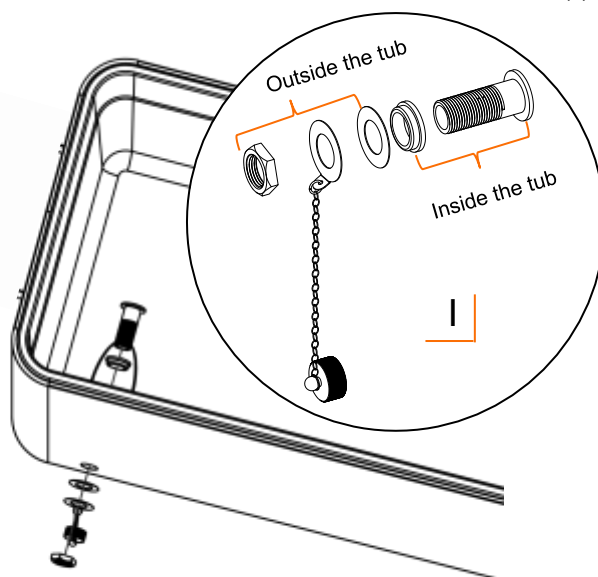
## STEP 5

Unscrew DRAIN PLUG (I) assembly. Insert DRAIN PLUG (I) through opening in TUB (A) from inside. Make sure rubber seal is on **inside** of TUB (A).

From **outside**, slide Washer on first, then second Washer with Chain, and then screw on Nut. Be sure not to overtighten. Once DRAIN PLUG (I) is in place, screw on Cap.



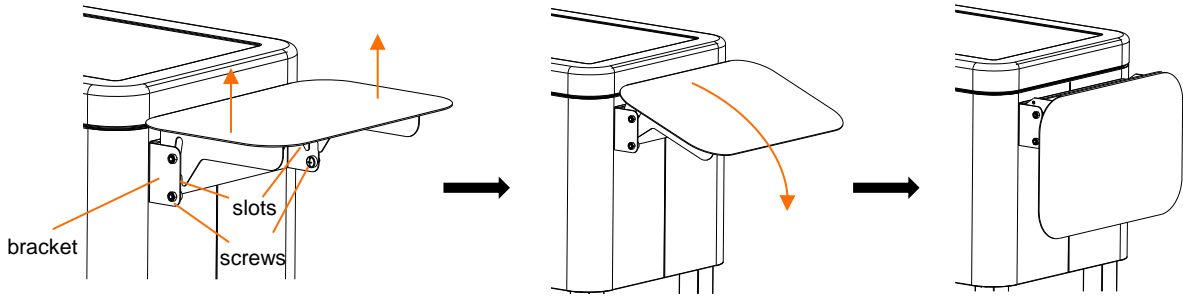
I (1)



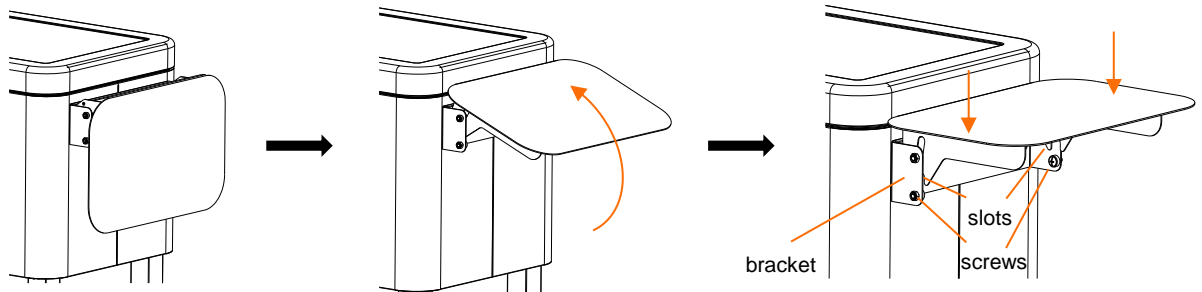
# USAGE INSTRUCTIONS

## Folding and Unfolding Side Shelf

Fold SIDE SHELF (B) by using both hands and lifting SIDE SHELF (B) up until slots on SIDE SHELF (B) disengaged from bottom screws on bracket of SIDE SHELF (B). Once disengaged, fold SIDE SHELF (B) down.



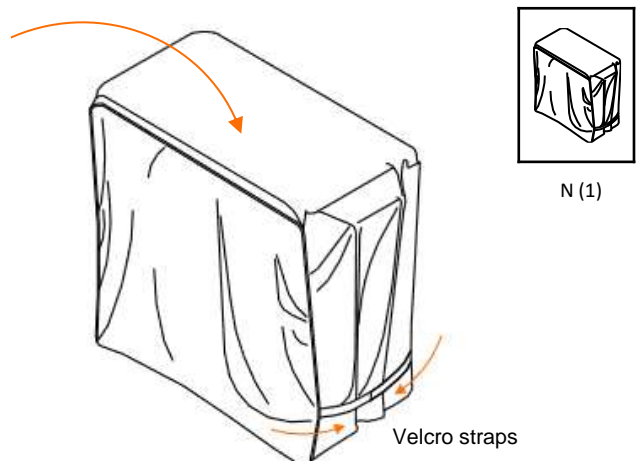
Unfold SIDE SHELF (B) by simply pulling SIDE SHELF (B) up with both hands then press down to ensure slots on bracket of SIDE SHELF (B) engages screws on bracket. Make sure SIDE SHELF (B) is secure before placing objects on it.



## Install Cover

Make sure SIDE SHELVES (B) are folded down before putting on COVER (N).

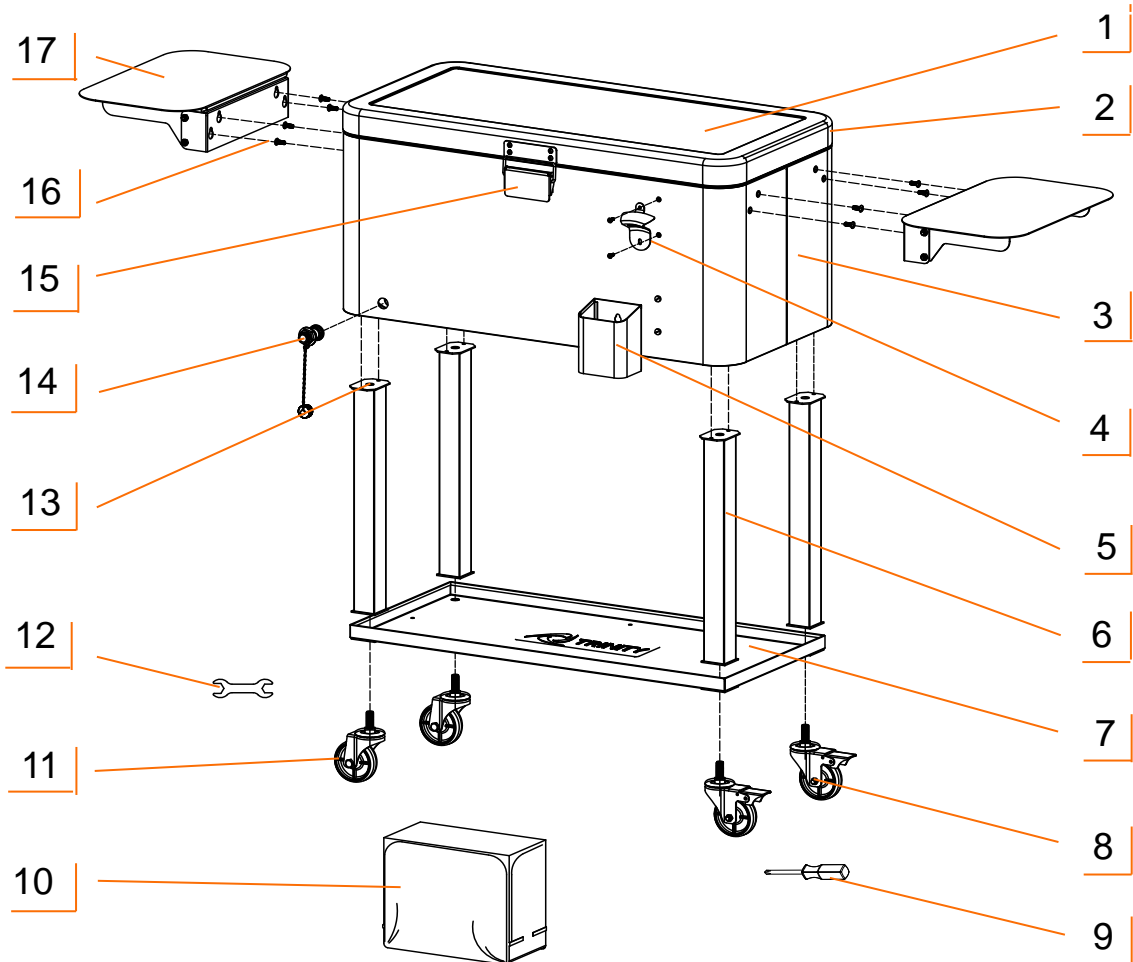
Unfold COVER (N) and put it onto assembled cooler. Pull Velcro straps to secure COVER (N).



## SERVICE PARTS LIST – TXK-0814

TRINITY Customer Service provides the following replacement parts:

Part Number	Description	Part Number	Description
1) PWH-17-013-3115	Cooler Lid	10) UBK-24-001-3519	Cover
2) XST-09-016-0001	Hinge	11) ZSV-99-011-3010	Non-Locking Caster
3) XST-18-037-3115	Cooler Tub	12) XXX-97-002-0007	Wrench
4) XST-02-004-0001	Bottle Opener	13) XSV-01-010-0416	Small Screw
5) XST-02-005-0002	Cap Catcher	14) CGL-02-003-0001	Drain Plug
6) PWH-04-022-1625	Leg	15) XST-11-007-0003	Latch and Buckle
7) PWH-03-028-2913	Bottom Shelf	16) XSV-01-010-0615	Large Screw
8) ZSV-99-012-3010	Locking Caster	17) PWH-03-124-1509	Side Shelf
9) XXX-97-004-0001	Screwdriver		



## WARNINGS

1. **Read and understand all instructions.** Failure to follow all instructions may result in injury and/or damage.
2. **The warnings, cautions, and instructions discussed in this manual cannot cover all possible conditions or situations that may occur.** The user must always be aware of their environment and ensure that they use the product in a safe and responsible manner.
3. **Use the provided caster wrench to tighten completely.** Failure to do as instructed could result in the caster stem breaking thereby causing the product to collapse.
4. **Do NOT modify the product in any way.** Unauthorized modification may impair the function and/or safety of the product and may affect the life of the product. Any modifications will void product warranty.
5. **Check for damaged parts.** Before using this product, carefully check that all parts are in good condition, and that the product will operate properly and perform its intended function. Check for damaged parts and any other conditions that may affect the operation of this product. Replace damaged or worn parts, and never use this product with a damaged part.
6. **Do NOT overload the product.**

Volume Capacity	20 gallons / 80 qt
Weight capacity per side shelf (evenly distributed)	20 lb
Weight capacity per bottom shelf (evenly distributed)	75 lb
Total weight capacity of product (evenly distributed)	265 lb

7. **Do NOT let children climb or play in the product.**
8. **Lock the casters when leaving product in stationary position.**
9. **Do NOT push product on uneven surface.** Cooler may tip or tub may detach from the cart and casters may be loosened and damaged causing the cart to collapse.
10. **Wood and laminate flooring can be scratched or dented.** Ensure your flooring can bear the weight of loaded product before rolling loaded product across your flooring.
11. **Do NOT leave objects on side shelf when moving product.** Objects may fall causing damage and/or injury.
12. **Be careful when buckling lid close and folding or unfolding side shelf to avoid pinching and injury.**





---

## CARE AND MAINTENANCE

- Remember to drain remaining water and remove un-melted ice after use. Wipe dry for storage.
- Avoid harsh, abrasive cleaners, and other corrosive chemicals.
- Do not use scouring pad for cleaning.
- Keep dry and avoid damp environments.
- Use a quality stainless steel cleaner and follow instructions that come with the cleaner. Wipe ALONG the grain (NOT against).
- Cooler should not be left out unprotected in the elements. Keep cover on when cooler is not in-use.
- Cover is made of 100% polyester with a coated backing, wipe it clean by wet towel or sponge with mild detergent where needed.
- Do NOT wash cover in hot water. Hand wash only in cold water, line dry in shade only. Do NOT wring or rub cover. Do NOT bleach, iron, dry clean or tumble dry cover.

# PRODUCT REGISTRATION

Thank you for purchasing a TRINITY 80 Qt Stainless Steel Cooler w/ Foldable Side Shelf & Cover. In order to register your product and receive streamlined customer service, please fill out the following Product Registration Form and (1) fax the form to 310.347.4134 (2) complete the Product Registration Form online at [www.trinityii.com](http://www.trinityii.com) or (3) scan and email the form to [customerservice@trinityii.com](mailto:customerservice@trinityii.com). Include a copy of your original receipt with your submission.

First Name: \_\_\_\_\_ Last Name: \_\_\_\_\_

Address: \_\_\_\_\_

City: \_\_\_\_\_ State: \_\_\_\_\_ Zip Code: \_\_\_\_\_

Email Address: \_\_\_\_\_ Phone: \_\_\_\_\_

Product Model #: \_\_\_\_\_ TXK-0814 \_\_\_\_\_ Purchase Date: \_\_\_\_ / \_\_\_\_ / \_\_\_\_

Location of Purchase: \_\_\_\_\_

Please rate the importance of each feature (1=least important; 10=most important)

Quality \_\_\_\_ Price \_\_\_\_ Size/Capacity \_\_\_\_ Appearance \_\_\_\_ Other \_\_\_\_

How did you hear about our product?

- ☐ Magazine Ad ☐ Catalog ☐ Salesperson ☐ Word of Mouth  
☐ Internet ☐ Store Display ☐ Other

Marital Status: ☐ Single ☐ Married  
Household Income: ☐ Below \$50,000 ☐ \$50,000-\$150,000 ☐ \$150,000+  
Education: ☐ High School ☐ College ☐ Graduate School  
Primary Residence: ☐ Own ☐ Rent  
Comments/Suggestions:

---

# 1 YEAR LIMITED WARRANTY

## **TRINITY 80 Qt Stainless Steel Cooler w/ Foldable Side Shelf & Cover Model # TXK-0814**

Trinity International Industries (“Trinity”) warrants to the original consumer purchaser (“Purchaser”) of the TRINITY 80 Qt Stainless Steel Cooler w/ Foldable Side Shelf & Cover (“Product”) that each Product shall be free from defects in workmanship and materials for a period of 1 year from the date of original purchase. Trinity’s obligation under this warranty shall be limited to repair or replacement of, or adequate compensation for the Product which shall not be greater than the amount of the purchase price of the Product, at the option of Trinity, during the warranty period. All replaced parts and Products become the property of Trinity and must be returned to Trinity.

This warranty excludes normal wear and tear of the Product and its parts or components, and damage arising from any of the following: negligent use or misuse of the Product, use contrary to this User’s Manual, or alteration by any one other than Trinity. The warranty period of 1 year shall not be extended or renewed by the repair or replacement of, or compensation for, the Product. Any warranty implied by applicable law is limited in duration to one year from the date of purchase and is subject to the same conditions and limitations as is provided for our express warranty.

Except as set forth herein, and to the extent of applicable there are no warranties on this Product either express or implied, and Trinity disclaims all warranties including, but not limited to, any implied warranties of merchantability, infringement or fitness for a particular purpose. No warranty or guarantee given by any person, firm, or corporation with respect to this product shall be binding on Trinity.

If your Product is defective or otherwise requires service or parts, please call TRINITY Customer Service toll-free at (800) 985-5506, between 5:00 a.m. and 5:00 p.m., PST. Please tell us which model you purchased, the date of the purchase, and the problem with your Product. A copy of your original purchase receipt must accompany your service request.

### **LIMITATION OF REMEDIES AND LIABILITY**

Trinity (and its employees, officers, members, managers, affiliates and assigns) shall not be liable for any incidental, consequential, special, indirect, remote, special or punitive damages for breach of any warranty, express or implied, including, but not limited to, lost profits, lost savings, loss of anticipated benefits and attorneys’ fees, which arise out of the purchase, use or inability to use the Product, whether arising out of contract, negligence, strict tort, product liability, or any other legal theory on which a claim is based. As noted above, to the extent damages are allowed by our express warranty or by applicable law, those damages may not exceed the purchase price paid for the Product. Without limiting the foregoing Purchaser assumes all risk and liability for loss, damage or injury to Purchaser and Purchaser’s property and to others and their property arising out of the use, misuse, or inability to use this Product. This limited warranty shall not extend to anyone other than the original purchaser of this product, is nontransferable and states your exclusive remedy.

Some states do not allow the exclusion or limitation of incidental, consequential, special, or punitive damages, so the above limitation or exclusion may not apply to you. The above warranty gives you specific legal rights, and you may have other rights which vary from state to state.

## CONTACT US

**QUESTIONS? NEED PARTS?  
WE ARE HERE TO HELP!**

Please feel free to contact us. There are no questions too small, or any problems too big. We're committed to providing our customers with the highest level of service.

### **TRINITY Customer Service**

**TEL: 800.985.5506**

**FAX: 310.347.4134**

**EMAIL: [customerservice@trinityii.com](mailto:customerservice@trinityii.com)**

**Monday through Friday  
5:00 AM – 5:00 PM (PST)**

**[www.trinityii.com](http://www.trinityii.com)**